

Precious Comment: Raising Our Gold Price Forecast on Sticky Hedges

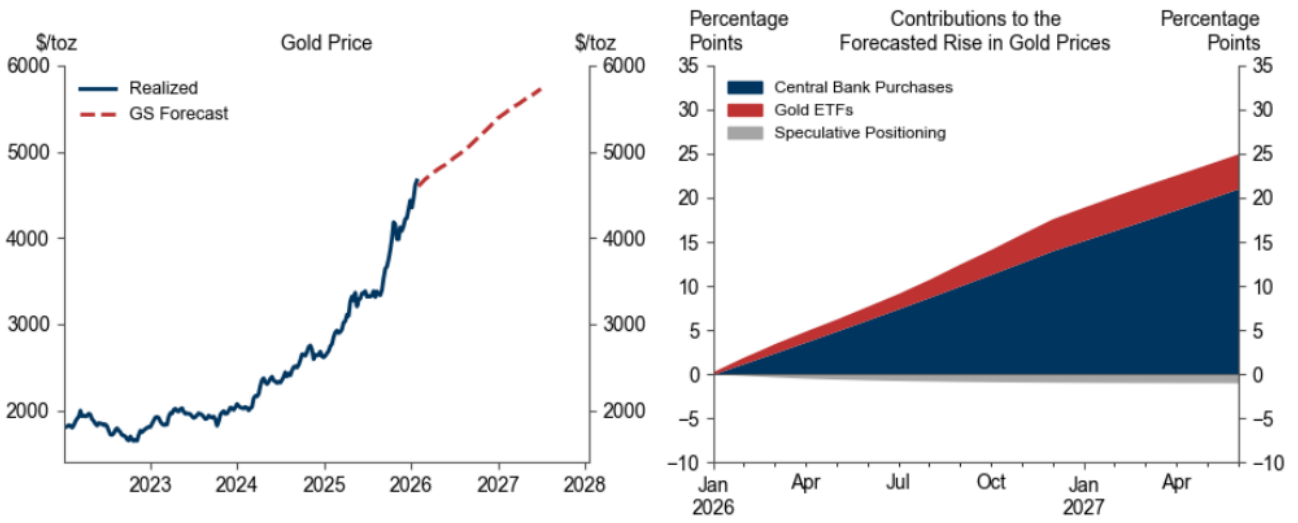
- We raise our Dec2026 gold price forecast to \$5,400/toz (vs. \$4,900 prior) because the key upside risk we have flagged—private sector diversification into gold—has started to realize. We assume private sector diversification buyers, whose purchases hedge global policy risks and have driven the upside surprise to our price forecast, don't liquidate their gold holdings in 2026, effectively lifting the starting point of our price forecast.
- Central bank buying drove solid gold price increases in 2023 and 2024. However, the rally has accelerated since 2025 because central banks started competing for limited bullion with private sector investors via traditional ETF purchases (pulled in by Fed cuts), and growing/newer instruments to hedge global macro policy risks (sometimes associated with the debasement theme), namely physical buying by high net worth families and investor call option buying.
- Our forecasted 17% price increase from the January month-to-date average (or 13% from spot) by end-2026 reflects:
 - Central bank buying to average 60 tonnes in 2026 as EM central banks are likely to continue the structural diversification of their reserves into gold (contributing 14pp to the 17% price increase we expect by Dec26)
 - Western ETF holdings to rise as the Fed cuts the funds rate by 50bp in 2026 (contributing 3pp by Dec26)
 - Our assumption that hedges of global macro policy risks remain stable as these perceived risks (e.g. fiscal sustainability) may not fully resolve in 2026, implying that the high early 2026 gold price forecast is a sustainable starting point for our forecast.
- We see the risks to our upgraded gold price forecast as two-sided but still significantly skewed to the upside because private sector investors may diversify further on lingering global policy uncertainty. That said, a sharp reduction in perceived risks around the long-run path for global fiscal/monetary policy would pose downside risk if it were to cause liquidation of macro policy hedges.

Daan Struyven
+1(212)357-4172 |
daan.struyven@gs.com
Goldman Sachs & Co. LLC

Lina Thomas
+1(212)902-8376 | lina.thomas@gs.com
Goldman Sachs & Co. LLC

We Raise Our Dec2026 Gold Price Forecast to \$5,400/toz (vs. \$4,900 Prior)

GS Gold Price Forecast and Underlying Drivers

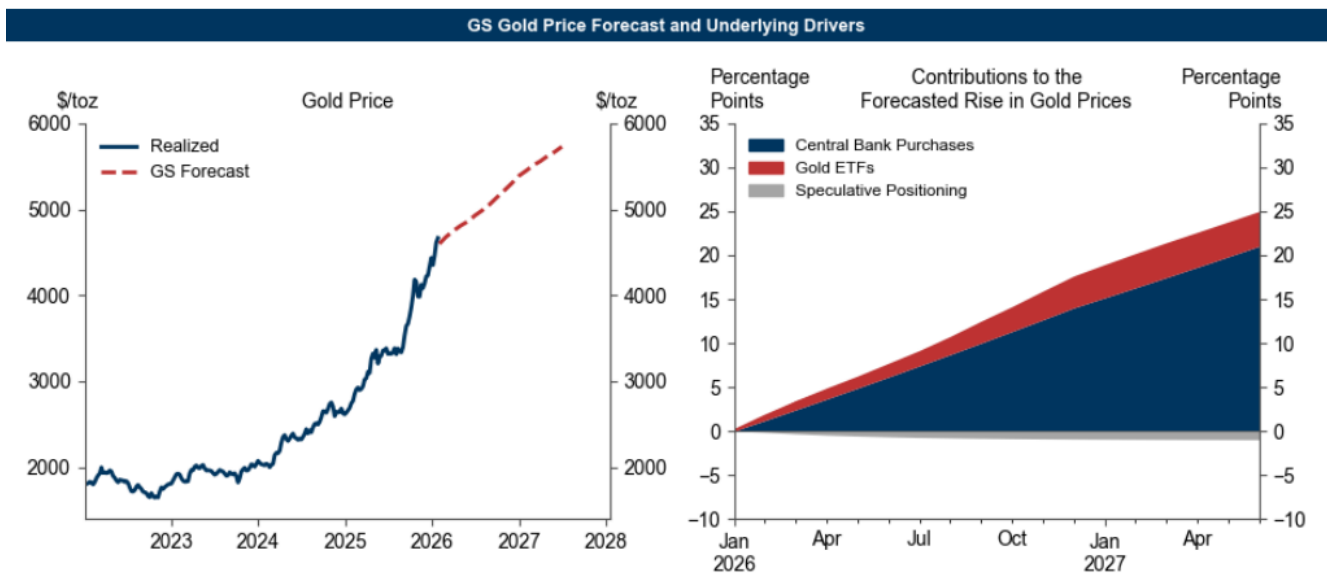


Source: Goldman Sachs Global Investment Research

Raising Our Gold Price Forecast on Sticky Hedges

We raise our Dec2026 gold price forecast to \$5,400/toz (vs. \$4,900 prior) because the key upside risk we have flagged—private sector diversification into gold—has started to realize ([Exhibit 1](#)). We assume that private sector diversification buyers, whose purchases hedge global policy risks and have driven the upside surprise to our price forecast, don't liquidate their gold holdings in 2026, effectively lifting the starting point of our price forecast. We discuss the drivers of the rally, our new forecast, and what factors may lead us to revise our bullish outlook in Q&A format.

Exhibit 1: We Raise Our Dec2026 Gold Price Forecast to \$5,400/toz (vs. \$4,900 Prior)



Source: Bloomberg, Goldman Sachs Global Investment Research

The Gold Rally

Q1. What has driven the recent gold rally?

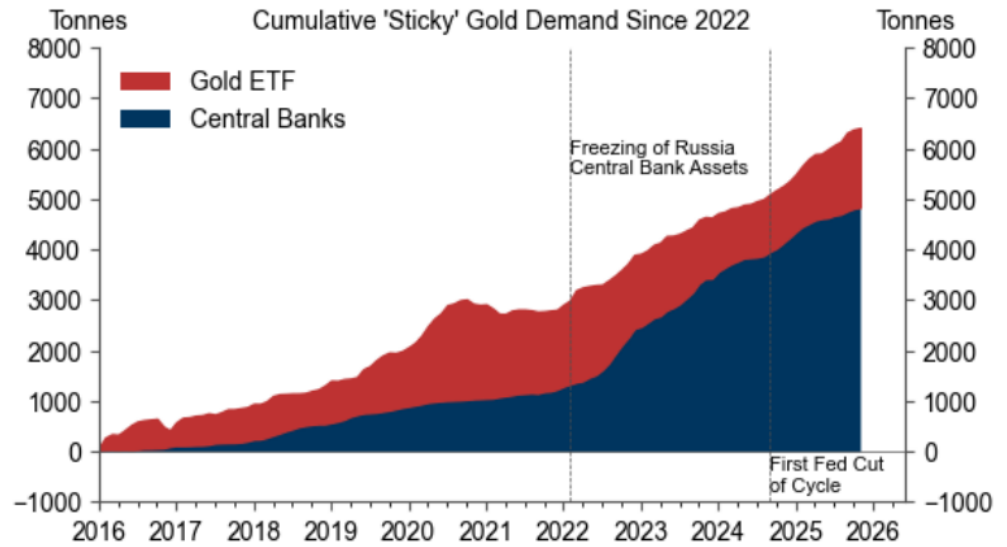
The acceleration in central bank purchases following the freezing of Russia's central bank reserves in February 2022 drove solid gold price increases in 2023 (+15%) and 2024 (+26%) ([Exhibit 2](#)). However, the rally accelerated in 2025 (+67%) and has continued year-to-date with the gold price now at \$4,787 because central banks started competing in 2025 with private sector investors for limited bullion.¹

Our central bank nowcast for November 2025 was 24 tonnes (with a 10 tonnes contribution from China ([Exhibit 6](#))) with the 12-month average now around 60 tonnes per month, well above the pre-2022 monthly average of 17 tonnes.²

¹ The ~\$200 rally since last weekend—likely linked to developments around Greenland and anticipation ahead of the Davos meetings—may unwind once a resolution is reached.

² Our conversations with reserve managers suggest that central bank purchases temporarily slow down when price volatility is very elevated, and that several EM central banks continue to plan to raise their gold holdings.

Exhibit 2: The Gold Rally Accelerated in 2025 Because Central Banks Started Competing for Limited Bullion with Private Sector Investors via...



Source: Bloomberg, Goldman Sachs Global Investment Research

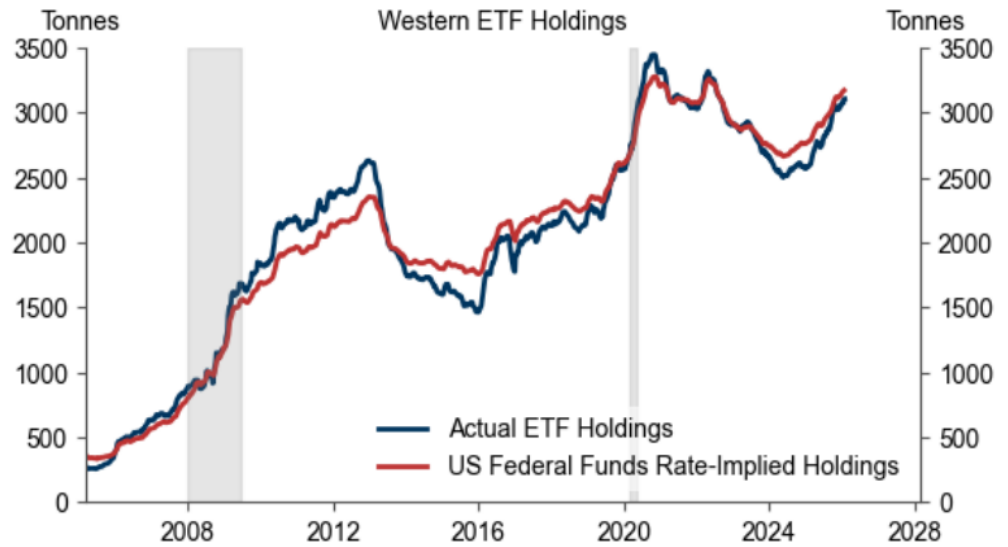
Traditional ETF gold holdings picked up after the Fed started easing rates in late 2024.

Private Sector Diversification

Two developments suggests that the key upside risk to our gold price forecast we have flagged—the broadening of diversification into gold from the official to the private sector—has started to realize.

First, Western ETF holdings have increased by around 500 tonnes since the start of 2025, and by more than a simple model based on fed rate cuts predicts. After undershooting in 2024, actual Western ETF holdings (Exhibit 3, blue line) have now essentially caught up with our estimate based on the funds rate (Exhibit 3, red line).

Exhibit 3: ...Traditional ETF Purchases (Pulled in By Fed Cuts) ...

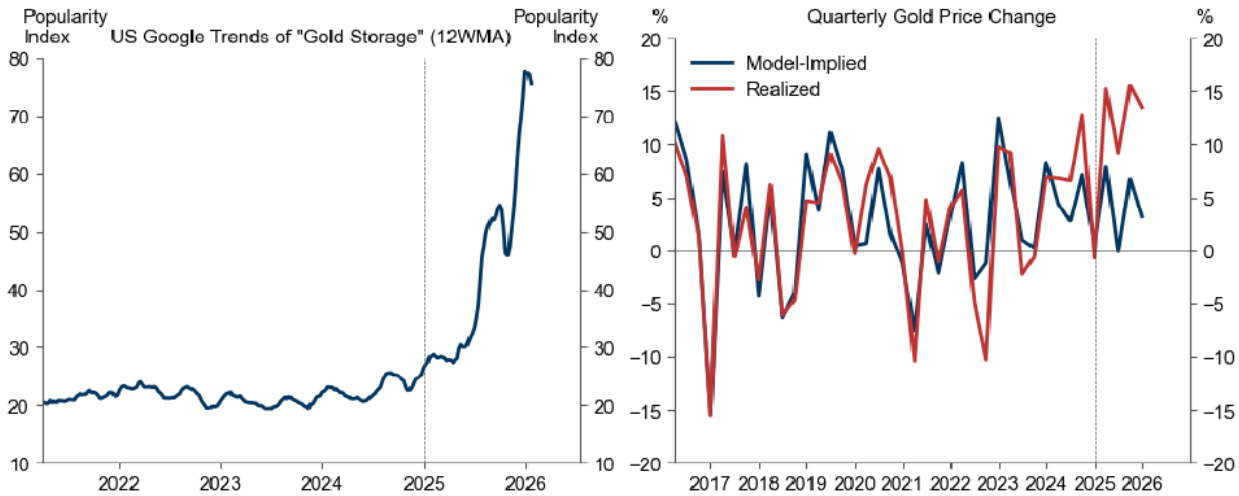


Source: Bloomberg, Goldman Sachs Global Investment Research

Second, newer channels for hedging macro policy tail risks, often tied to the “debasement theme”, have expanded.

Our client conversations and several data points suggest that these flows—ranging from increased physical purchases (and thus physical gold storage, [Exhibit 4](#), left panel) by high net-worth families to a rise in investor call-option demand—have become a significant incremental source of demand. While these macro policy hedges conceptually fully fit in our [gold price framework](#) where three conviction buyer groups set the gold price by allocating to gold on a macro- or risk hedging views (i.e. patient long-run investors, speculators, and central banks), these newer instruments/flows are hard to track. Hence, price residuals—the difference between the realized monthly price change and the predicted change (based on measured ETF inflows, the change in speculative net managed money, and our central bank nowcast)—have widened since 2025 ([Exhibit 4](#)).

Exhibit 4: ... And Other Emerging Instruments to Hedge Global Macro Policy Risks — Not Measured In Our Gold Model — Namely Physical Buying By High Net Worth Families and Investor Call Option Buying



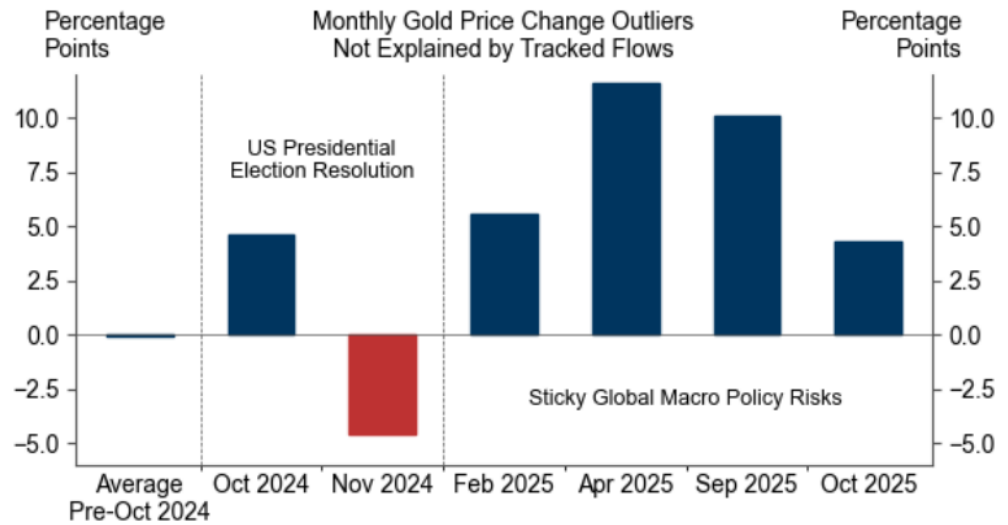
Source: Bloomberg, Google Trends (<https://www.google.com/trends>), Goldman Sachs Global Investment Research

Our Assumption That Hedges of Global Macro Policy Risks Remain Stable in 2026

We assume that the hedges tied to global macro policy tail risks would remain in place through 2026, implying no reversal of the residuals and effectively raising the starting point for our price forecast.

This stands in contrast to the hedges related to the November 2024 US election process, which pushed realized gold prices above our model-implied estimates based on observed flows in October 2024 but unwound rapidly once the electoral outcome in November provided a clean resolution, reversing the residual ([Exhibit 5](#)). By comparison, the rise in the gold price beyond what tracked flows can explain during periods of elevated perceived macro policy risk in 2025 has not reversed. The perception of these macro policy risks appears stickier. We thus assume that hedges of global macro policy risks remain stable as these perceived risks (e.g. fiscal sustainability) may not fully resolve in 2026.

Exhibit 5: Hedges Tied to the November 2024 Election Process Unwound Once the Election Result Became Clear in Late 2024 — Visible in the Residual Reversal — While the Recent Residuals Linked to Global Macro Policy Risk Hedges Have Proven Stickier



Source: Bloomberg, Goldman Sachs Global Investment Research

Drivers of Our Forecast

Q2. What underpins your revised gold price forecast of \$5,400/toz by Dec2026?

Our forecasted 17% price increase from the January month-to-date average of \$4,600³ (or 13% from spot) by end-2026 reflects:

- Central bank buying to average 60/50 tonnes in 2026/2027 as EM central banks are likely to continue the structural diversification of their reserves into gold (contributing 14pp to the 17% price increase we expect by Dec26)
- Western ETF holdings to rise as the Fed cuts the funds rate by 50bp in 2026 (contributing 3pp by Dec26)
- We assume that hedges of global macro policy risks remain stable as these perceived risks (e.g. fiscal sustainability) may not fully resolve in 2026, implying that the high early 2026 gold price forecast is a sustainable starting point for our forecast.
- Consistent with recent market behavior, we apply the upper end of our rule of thumb that 100 tonnes of net monthly demand from conviction holders corresponds to 1.5-2% price appreciation; given the acceleration from dealer delta-hedging of existing call structures⁴, a 2% beta has empirically been more accurate than 1.7% since 2025.

While our baseline assumes no reversal of existing macro-policy-risk hedges, it does not incorporate additional private-sector diversification in response to lingering macro

³ The ~\$200 rally since last weekend—likely linked to developments around Greenland and anticipation ahead of the Davos meetings—may unwind once a resolution is reached.

⁴ When investors buy call options, the contracts are written by dealers. Dealers who sell these calls may not hold the underlying gold. As prices rise and the call option approaches levels where it could be exercised, dealers increase their gold exposure. This results in dealers buying gold on the way up in order to offset the risk that the client exercises the call, mechanically reinforcing upward price momentum and leading to a higher beta.

policy uncertainty.

We therefore see the risks to our upgraded \$5,400/toz forecast by Dec2026 forecast as two-sided but still significantly skewed to the upside because private sector investors may diversify further on lingering global policy uncertainty. That said, a sharp reduction in perceived risks around the long-run path for global fiscal/monetary policy would pose downside risk if it were to cause liquidation of macro policy hedges.

Markers to Watch

Q3. What would lead you to revise your structural bullish call on gold, and what markers would signal a potential top?

In commodities, the usual maxim that “high prices cure high prices” does not apply to gold.

Gold supply — comprising existing-stock sales and new mine output — is largely price-inelastic. Mining output is limited, stable, and price inelastic and worth only about 1% of the global gold stock outstanding.

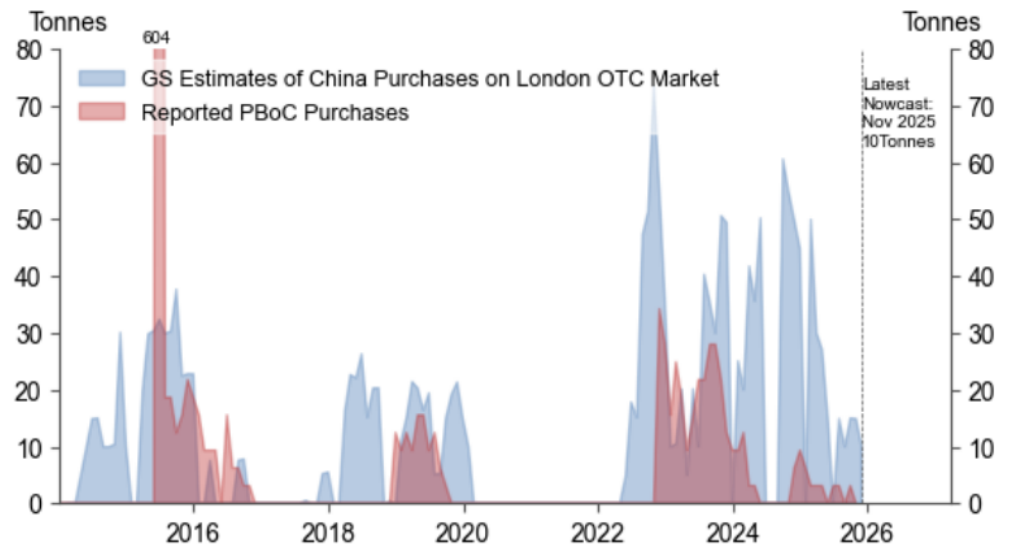
As a result, gold rallies typically only reverse when gold demand starts falling, because 1) geopolitical risks (which drive central bank diversification) ease, or 2) macro policy risks (which drive diversification by private investors) ease, or 3) the Fed switches from cutting rates (driving ETF inflows) to hiking rates.

On the central bank demand side, a sustained drop in our central bank nowcast toward pre-2022 levels (=17 tonnes per month) or lower would be a key marker. Historically, central bank gold demand moves in long cycles. Net buying has tended to accelerate when the perceived monetary or geopolitical neutrality of reserve assets diminished, as happened in the 1970s or in 2022 after the freezing of Russian reserves. But once perceived hedging needs diminish, the urgency to accumulate gold tends to fall, as seen in the 1990s/2000s era of increased openness to international trade, when central banks were net sellers as the opportunity cost of holding gold outweighed its strategic hedging benefits.

On the private sector demand side, Fed rate hikes (especially if inflation/economic activity data don't require very aggressive hikes) could reduce gold demand both via the traditional opportunity cost channel, and by easing investor concerns about global central bank independence.

Appendix

Exhibit 6: Despite Heightened Volatility and Prices in November, China Added 10 Tonnes



Source: Goldman Sachs Global Investment Research

Disclosure Appendix

Reg AC

We, Daan Struyven and Lina Thomas, hereby certify that all of the views expressed in this report accurately reflect our personal views, which have not been influenced by considerations of the firm's business or client relationships.

Unless otherwise stated, the individuals listed on the cover page of this report are analysts in Goldman Sachs' Global Investment Research division.

Disclosures

Regulatory disclosures

Disclosures required by United States laws and regulations

See company-specific regulatory disclosures above for any of the following disclosures required as to companies referred to in this report: manager or co-manager in a pending transaction; 1% or other ownership; compensation for certain services; types of client relationships; managed/co-managed public offerings in prior periods; directorships; for equity securities, market making and/or specialist role. Goldman Sachs trades or may trade as a principal in debt securities (or in related derivatives) of issuers discussed in this report.

The following are additional required disclosures: **Ownership and material conflicts of interest:** Goldman Sachs policy prohibits its analysts, professionals reporting to analysts and members of their households from owning securities of any company in the analyst's area of coverage. **Analyst compensation:** Analysts are paid in part based on the profitability of Goldman Sachs, which includes investment banking revenues. **Analyst as officer or director:** Goldman Sachs policy generally prohibits its analysts, persons reporting to analysts or members of their households from serving as an officer, director or advisor of any company in the analyst's area of coverage. **Non-U.S. Analysts:** Non-U.S. analysts may not be associated persons of Goldman Sachs & Co. LLC and therefore may not be subject to FINRA Rule 2241 or FINRA Rule 2242 restrictions on communications with a subject company, public appearances and trading in securities covered by the analysts.

Additional disclosures required under the laws and regulations of jurisdictions other than the United States

The following disclosures are those required by the jurisdiction indicated, except to the extent already made above pursuant to United States laws and regulations. **Australia:** Goldman Sachs Australia Pty Ltd and its affiliates are not authorised deposit-taking institutions (as that term is defined in the Banking Act 1959 (Cth)) in Australia and do not provide banking services, nor carry on a banking business, in Australia. This research, and any access to it, is intended only for "wholesale clients" within the meaning of the Australian Corporations Act, unless otherwise agreed by Goldman Sachs. In producing research reports, members of Global Investment Research of Goldman Sachs Australia may attend site visits and other meetings hosted by the companies and other entities which are the subject of its research reports. In some instances the costs of such site visits or meetings may be met in part or in whole by the issuers concerned if Goldman Sachs Australia considers it is appropriate and reasonable in the specific circumstances relating to the site visit or meeting. To the extent that the contents of this document contains any financial product advice, it is general advice only and has been prepared by Goldman Sachs without taking into account a client's objectives, financial situation or needs. A client should, before acting on any such advice, consider the appropriateness of the advice having regard to the client's own objectives, financial situation and needs. A copy of certain Goldman Sachs Australia and New Zealand disclosure of interests and a copy of Goldman Sachs' Australian Sell-Side Research Independence Policy Statement are available at: <https://www.goldmansachs.com/disclosures/australia-new-zealand/index.html>. **Brazil:** Disclosure information in relation to CVM Resolution n. 20 is available at <https://www.gs.com/worldwide/brazil/area/gir/index.html>. Where applicable, the Brazil-registered analyst primarily responsible for the content of this research report, as defined in Article 20 of CVM Resolution n. 20, is the first author named at the beginning of this report, unless indicated otherwise at the end of the text. **Canada:** This information is being provided to you for information purposes only and is not, and under no circumstances should be construed as, an advertisement, offering or solicitation by Goldman Sachs & Co. LLC for purchasers of securities in Canada to trade in any Canadian security. Goldman Sachs & Co. LLC is not registered as a dealer in any jurisdiction in Canada under applicable Canadian securities laws and generally is not permitted to trade in Canadian securities and may be prohibited from selling certain securities and products in certain jurisdictions in Canada. If you wish to trade in any Canadian securities or other products in Canada please contact Goldman Sachs Canada Inc., an affiliate of The Goldman Sachs Group Inc., or another registered Canadian dealer. **Hong Kong:** Further information on the securities of covered companies referred to in this research may be obtained on request from Goldman Sachs (Asia) L.L.C. **India:** Further information on the subject company or companies referred to in this research may be obtained from Goldman Sachs (India) Securities Private Limited, Research Analyst - SEBI Registration Number INH000001493, 10th Floor, Ascent-Worli, Sudam Kalu Ahire Marg, Worli, Mumbai-400 025, India, Corporate Identity Number U74140MH2006FTC160634, Phone +91 22 6616 9000, Fax +91 22 6616 9001. Goldman Sachs may beneficially own 1% or more of the securities (as such term is defined in clause 2 (h) the Indian Securities Contracts (Regulation) Act, 1956) of the subject company or companies referred to in this research report. Investment in securities market are subject to market risks. Read all the related documents carefully before investing. Registration granted by SEBI and certification from NISM in no way guarantee performance of the intermediary or provide any assurance of returns to investors. Goldman Sachs (India) Securities Private Limited compliance officer and investor grievance contact details can be found at: <https://www.goldmansachs.com/worldwide/india/documents/Grievance-Redressal-and-Escalation-Matrix.pdf>, and a copy of the annual audit compliance report can be found at this link: <https://publishing.gs.com/content/site/india-annual-compliance-report.html>. **Japan:** See below. **Korea:** This research, and any access to it, is intended only for "professional investors" within the meaning of the Financial Services and Capital Markets Act, unless otherwise agreed by Goldman Sachs. Further information on the subject company or companies referred to in this research may be obtained from Goldman Sachs (Asia) L.L.C., Seoul Branch. **New Zealand:** Goldman Sachs New Zealand Limited and its affiliates are neither "registered banks" nor "deposit takers" (as defined in the Reserve Bank of New Zealand Act 1989) in New Zealand. This research, and any access to it, is intended for "wholesale clients" (as defined in the Financial Advisers Act 2008) unless otherwise agreed by Goldman Sachs. A copy of certain Goldman Sachs Australia and New Zealand disclosure of interests is available at: <https://www.goldmansachs.com/disclosures/australia-new-zealand/index.html>. **Russia:** Research reports distributed in the Russian Federation are not advertising as defined in the Russian legislation, but are information and analysis not having product promotion as their main purpose and do not provide appraisal within the meaning of the Russian legislation on appraisal activity. Research reports do not constitute a personalized investment recommendation as defined in Russian laws and regulations, are not addressed to a specific client, and are prepared without analyzing the financial circumstances, investment profiles or risk profiles of clients. Goldman Sachs assumes no responsibility for any investment decisions that may be taken by a client or any other person based on this research report. **Singapore:** Goldman Sachs (Singapore) Pte. (Company Number: 198602165W), which is regulated by the Monetary Authority of Singapore, accepts legal responsibility for this research, and should be contacted with respect to any matters arising from, or in connection with, this research. **Taiwan:** This material is for reference only and must not be reprinted without permission. Investors should carefully consider their own investment risk. Investment results are the responsibility of the individual investor. **United Kingdom:** Persons who would be categorized as retail clients in the United Kingdom, as such term is defined in the rules of the Financial Conduct Authority, should read this research in conjunction with prior Goldman Sachs research on the covered companies referred to herein and should refer to the risk warnings that have been sent to them by Goldman Sachs International. A copy of these risks warnings, and a glossary of certain financial terms used in this report, are available from Goldman Sachs International on request.

European Union and United Kingdom: Disclosure information in relation to Article 6 (2) of the European Commission Delegated Regulation (EU) (2016/958) supplementing Regulation (EU) No 596/2014 of the European Parliament and of the Council (including as that Delegated Regulation is

implemented into United Kingdom domestic law and regulation following the United Kingdom's departure from the European Union and the European Economic Area) with regard to regulatory technical standards for the technical arrangements for objective presentation of investment recommendations or other information recommending or suggesting an investment strategy and for disclosure of particular interests or indications of conflicts of interest is available at <https://www.gs.com/disclosures/europeanpolicy.html> which states the European Policy for Managing Conflicts of Interest in Connection with Investment Research.

Japan: Goldman Sachs Japan Co., Ltd. is a Financial Instrument Dealer registered with the Kanto Financial Bureau under registration number Kinsho 69, and a member of Japan Securities Dealers Association, Financial Futures Association of Japan Type II Financial Instruments Firms Association, The Investment Trusts Association, Japan, and Japan Investment Advisers Association. Sales and purchase of equities are subject to commission pre-determined with clients plus consumption tax. See company-specific disclosures as to any applicable disclosures required by Japanese stock exchanges, the Japanese Securities Dealers Association or the Japanese Securities Finance Company.

Global product; distributing entities

Goldman Sachs Global Investment Research produces and distributes research products for clients of Goldman Sachs on a global basis. Analysts based in Goldman Sachs offices around the world produce research on industries and companies, and research on macroeconomics, currencies, commodities and portfolio strategy. This research is disseminated in Australia by Goldman Sachs Australia Pty Ltd (ABN 21 006 797 897); in Brazil by Goldman Sachs do Brasil Corretora de Títulos e Valores Mobiliários S.A.; Public Communication Channel Goldman Sachs Brazil: 0800 727 5764 and / or contatogoldmanbrasil@gs.com. Available Weekdays (except holidays), from 9am to 6pm. Canal de Comunicação com o Público Goldman Sachs Brasil: 0800 727 5764 e/ou contatogoldmanbrasil@gs.com. Horário de funcionamento: segunda-feira à sexta-feira (exceto feriados), das 9h às 18h; in Canada by Goldman Sachs & Co. LLC; in Hong Kong by Goldman Sachs (Asia) L.L.C.; in India by Goldman Sachs (India) Securities Private Ltd.; in Japan by Goldman Sachs Japan Co., Ltd.; in the Republic of Korea by Goldman Sachs (Asia) L.L.C., Seoul Branch; in New Zealand by Goldman Sachs New Zealand Limited; in Russia by OOO Goldman Sachs; in Singapore by Goldman Sachs (Singapore) Pte. (Company Number: 198602165W); and in the United States of America by Goldman Sachs & Co. LLC. Goldman Sachs International has approved this research in connection with its distribution in the United Kingdom.

Goldman Sachs International ("GSI"), authorised by the Prudential Regulation Authority ("PRA") and regulated by the Financial Conduct Authority ("FCA") and the PRA, has approved this research in connection with its distribution in the United Kingdom.

European Economic Area: Goldman Sachs Bank Europe SE ("GSBE") is a credit institution incorporated in Germany and, within the Single Supervisory Mechanism, subject to direct prudential supervision by the European Central Bank and in other respects supervised by German Federal Financial Supervisory Authority (Bundesanstalt für Finanzdienstleistungsaufsicht, BaFin) and Deutsche Bundesbank and disseminates research within the European Economic Area.

General disclosures

This research is for our clients only. Other than disclosures relating to Goldman Sachs, this research is based on current public information that we consider reliable, but we do not represent it is accurate or complete, and it should not be relied on as such. The information, opinions, estimates and forecasts contained herein are as of the date hereof and are subject to change without prior notification. We seek to update our research as appropriate, but various regulations may prevent us from doing so. Other than certain industry reports published on a periodic basis, the large majority of reports are published at irregular intervals as appropriate in the analyst's judgment.

Goldman Sachs conducts a global full-service, integrated investment banking, investment management, and brokerage business. We have investment banking and other business relationships with a substantial percentage of the companies covered by Global Investment Research. Goldman Sachs & Co. LLC, the United States broker dealer, is a member of SIPC (<https://www.sipc.org>).

Our salespeople, traders, and other professionals may provide oral or written market commentary or trading strategies to our clients and principal trading desks that reflect opinions that are contrary to the opinions expressed in this research. Our asset management area, principal trading desks and investing businesses may make investment decisions that are inconsistent with the recommendations or views expressed in this research.

We and our affiliates, officers, directors, and employees will from time to time have long or short positions in, act as principal in, and buy or sell, the securities or derivatives, if any, referred to in this research, unless otherwise prohibited by regulation or Goldman Sachs policy.

The views attributed to third party presenters at Goldman Sachs arranged conferences, including individuals from other parts of Goldman Sachs, do not necessarily reflect those of Global Investment Research and are not an official view of Goldman Sachs.

Any third party referenced herein, including any salespeople, traders and other professionals or members of their household, may have positions in the products mentioned that are inconsistent with the views expressed by analysts named in this report.

This research is focused on investment themes across markets, industries and sectors. It does not attempt to distinguish between the prospects or performance of, or provide analysis of, individual companies within any industry or sector we describe.

Any trading recommendation in this research relating to an equity or credit security or securities within an industry or sector is reflective of the investment theme being discussed and is not a recommendation of any such security in isolation.

This research is not an offer to sell or the solicitation of an offer to buy any security in any jurisdiction where such an offer or solicitation would be illegal. It does not constitute a personal recommendation or take into account the particular investment objectives, financial situations, or needs of individual clients. Clients should consider whether any advice or recommendation in this research is suitable for their particular circumstances and, if appropriate, seek professional advice, including tax advice. The price and value of investments referred to in this research and the income from them may fluctuate. Past performance is not a guide to future performance, future returns are not guaranteed, and a loss of original capital may occur. Fluctuations in exchange rates could have adverse effects on the value or price of, or income derived from, certain investments.

Certain transactions, including those involving futures, options, and other derivatives, give rise to substantial risk and are not suitable for all investors. Investors should review current options and futures disclosure documents which are available from Goldman Sachs sales representatives or at <https://www.theocc.com/about/publications/character-risks.jsp> and https://www.goldmansachs.com/disclosures/cftc_fcm_disclosures. Transaction costs may be significant in option strategies calling for multiple purchase and sales of options such as spreads. Supporting documentation will be supplied upon request.

Differing Levels of Service provided by Global Investment Research: The level and types of services provided to you by Goldman Sachs Global Investment Research may vary as compared to that provided to internal and other external clients of GS, depending on various factors including your individual preferences as to the frequency and manner of receiving communication, your risk profile and investment focus and perspective (e.g., marketwide, sector specific, long term, short term), the size and scope of your overall client relationship with GS, and legal and regulatory constraints. As an example, certain clients may request to receive notifications when research on specific securities is published, and certain clients may request that specific data underlying analysts' fundamental analysis available on our internal client websites be delivered to them electronically through data feeds or otherwise. No change to an analyst's fundamental research views (e.g., ratings, price targets, or material changes to earnings estimates for

equity securities), will be communicated to any client prior to inclusion of such information in a research report broadly disseminated through electronic publication to our internal client websites or through other means, as necessary, to all clients who are entitled to receive such reports.

All research reports are disseminated and available to all clients simultaneously through electronic publication to our internal client websites. Not all research content is redistributed to our clients or available to third-party aggregators, nor is Goldman Sachs responsible for the redistribution of our research by third party aggregators. For research, models or other data related to one or more securities, markets or asset classes (including related services) that may be available to you, please contact your GS representative or go to <https://research.gs.com>.

Disclosure information is also available at <https://www.gs.com/research/hedge.html> or from Research Compliance, 200 West Street, New York, NY 10282.

© 2026 Goldman Sachs.

You are permitted to store, display, analyze, modify, reformat, and print the information made available to you via this service only for your own use. You may not resell or reverse engineer this information to calculate or develop any index for disclosure and/or marketing or create any other derivative works or commercial product(s), data or offering(s) without the express written consent of Goldman Sachs. You are not permitted to publish, transmit, or otherwise reproduce this information, in whole or in part, in any format to any third party without the express written consent of Goldman Sachs. This foregoing restriction includes, without limitation, using, extracting, downloading or retrieving this information, in whole or in part, to train or finetune a machine learning or artificial intelligence system, or to provide or reproduce this information, in whole or in part, as a prompt or input to any such system.