UBS

Global Research
13 May 2026

Greater China Property and Conglomerates

China: Ride on AI Supply Chain; Three Reasons to Upgrade
HK: What could extend the property rally?

Equities

China Emerging

Real Estate

John Lam, CFA
Analyst
john-za.lam@ubs.com
+852-2971 6358

Mark Leung
Analyst
mark.leung@ubs.com
+852-2971 8636

Vera Gong, CFA
Analyst
vera.gong@ubs.com
+852-2971 8950

Ben Ho
Associate Analyst
ben.ho@ubs.com
+852-3712 2819

This report has been prepared by UBS Securities Asia Limited. **ANALYST CERTIFICATION AND REQUIRED DISCLOSURES, INCLUDING INFORMATION ON THE QUANTITATIVE RESEARCH REVIEW PUBLISHED BY UBS, BEGIN ON PAGE 74.**

Global Research

Greater China Property and Conglomerates

China: Ride on AI Supply Chain; Three Reasons to Upgrade HK: What could extend the property rally?

John Lam *Analyst, john-za.lam@ubs.com +852 2971 6358*

Mark Leung *Analyst, mark.leung@ubs.com +852 2971 8636*

Vera Gong *Analyst, vera.gong@ubs.com +852 2971 8950*

Ben Ho *Associate Analyst, ben.ho@ubs.com +852 3712 2819*

May 2026

This document has been prepared by UBS Securities Asia Limited

UBS does and seeks to do business with companies covered in its research reports. As a result, investors should be aware that the firm may have a conflict of interest that could affect the objectivity of this report. Investors should consider this report as only a single factor in making their investment decision.

ANALYST CERTIFICATION AND REQUIRED DISCLOSURES, INCLUDING INFORMATION ON THE QUANTITATIVE RESEARCH REVIEW PUBLISHED BY UBS, BEGIN ON SLIDE 71.

www.ubs.com/investmentresearch

Section 1

China Property Sector: Ride on AI Supply Chain; Three Reasons to Upgrade; Prefer tier 1 cities

Valuation comps of China developers

Company (EN)	Ticker	Rating	Price (LC)	Price target (LC)	Price target upside (%)	Market cap (US$ bn)	3M avg trading value (US$ m)	PE 26E (x)	PE 27E (x)	P/BV 26E (x)	P/BV 27E (x)	Dividend yield 26E (%)	Dividend yield 27E (%)	NDER FY25A	ROE 26E
CN developers (H-share)															
CR Land	1109.HK	Buy	38.12	45.00	18%	34.7	76.3	10.2	9.7	0.78	0.74	3.6%	3.8%	39%	8%
COLI	0688.HK	Buy	16.00	25.00	56%	22.4	47.9	13.0	11.4	0.38	0.38	2.8%	3.2%	34%	3%
Longfor	0960.HK	Neutral	9.79	10.20	4%	8.2	19.6	-	58.3	0.35	0.34	0.0%	0.5%	52%	-1%
Vanke (H)	2202.HK	Sell	3.25	2.60	-20%	4.8	10.6	-	-	0.30	0.45	0.0%	0.0%	125%	-36%
C&D International	1908.HK	Buy	18.18	21.00	16%	5.2	13.1	10.2	8.4	1.17	1.16	4.9%	5.9%	54%	12%
Greentown China	3900.HK	Buy	10.94	15.00	37%	3.5	13.2	22.7	8.8	0.66	0.64	0.0%	4.7%	66%	3%
Jinmao	0817.HK	Buy	1.94	2.30	19%	3.3	8.6	27.7	15.5	0.59	0.58	1.3%	2.4%	107%	2%
Yuexiu Property	0123.HK	Neutral	4.70	4.40	-6%	2.4	5.5	20.7	16.4	0.30	0.29	1.9%	2.4%	55%	1%
Seazen	1030.HK	Buy	2.36	3.30	40%	2.1	5.3	12.7	10.2	0.30	0.29	0.0%	0.0%	59%	2%
Wgt avg - H-share					**25%**			**12.9**	**15.4**	**0.59**	**0.58**	**2.6%**	**3.1%**	**49%**	**3%**
CN developers (A-share)															
China Merchants Shekou	001979.SZ	Buy	9.67	12.00	24%	12.8	77.5	75.1	30.4	0.89	0.86	0.6%	1.5%	72%	1%
Poly Developments	600048.SS	Neutral	6.62	6.60	0%	11.7	117.5	157.1	606.8	0.40	0.40	0.3%	0.1%	66%	0%
Vanke (A)	000002.SZ	Sell	4.10	3.14	-23%	7.2	75.5	-	-	0.43	0.65	0.0%	0.0%	125%	-36%
Wgt avg - A-share					**4%**			**88.2**	**235.6**	**0.61**	**0.65**	**0.3%**	**0.6%**	**82%**	**-8%**
Wgt avg - A + H share					**19%**			**26.3**	**78.9**	**0.56**	**0.57**	**2.1%**	**2.6%**	**56%**	**0%**

2

Note: Data as of 12 May 2026. Some companies' P/E is NA due to negative 2026-27E earnings. NDER = net debt over equity reported.

Valuation comps of China property managers

Company (EN)	Ticker	Rating	Price (LC)	Price target (LC)	(%)	Market cap (US$ bn)	3M avg trading value (US$ m)	PE 26E (x)	PE 27E (x)	P/BV 26E (x)	P/BV 27E (x)	Dividend yield 26E (%)	Dividend yield 27E (%)	Net cash as % of market cap 1H25A (%)	25-27E EPS CAGR (%)	Net cash/ (debt) 1H25A (Rmb m)	ROE 26E
China property management companies																	
CR Mixc	1209.HK	Buy	50.25	55.00	9%	14.7	16.9	21.6	19.0	6.10	5.87	4.6%	5.3%	13%	16%	13,143	29%
Onewo	2602.HK	Neutral	18.07	20.00	11%	2.7	3.9	7.4	7.0	1.23	1.28	11.1%	11.8%	59%	7%	10,888	16%
CG Services	6098.HK	Sell	6.52	2.00	-69%	2.8	5.7	19.9	20.2	0.53	0.54	7.9%	7.9%	82%	-15%	15,615	3%
Poly Property Services	6049.HK	Neutral	32.62	36.50	12%	2.3	3.7	9.8	9.5	1.39	1.29	5.1%	5.3%	74%	3%	11,624	15%
China Overseas Property	2669.HK	Neutral	4.20	5.50	31%	1.8	4.6	7.4	7.1	1.68	1.46	4.9%	5.1%	47%	4%	5,629	25%
Greentown Service	2869.HK	Buy	4.78	5.70	19%	1.9	1.6	12.0	10.2	1.58	1.52	5.8%	6.8%	35%	18%	4,568	13%
Weighted average					**4%**			**17.2**	**15.6**	**3.95**	**3.80**	**5.8%**	**6.3%**	**35%**	**10%**	**11,901**	**22%**
China property brokers																	
Beike	2423.HK	Buy	49.48	60.00	21%	20.4	60.1	20.0	16.3	1.89	1.67	0.0%	0.0%	14%	34%	18,975	10%
Beike	BEKE.N	Buy	18.52	23.00	24%	20.0	17.4	19.6	15.9	1.85	1.63	0.0%	0.0%	14%	34%	18,975	10%
Weighted average					**23%**			**19.8**	**16.1**	**1.87**	**1.65**	**0.0%**	**0.0%**	**14%**	**34%**	**18,975**	**10%**

3

Note: Data as of 12 May 2026.Source: Company data, UBS estimates.

Breaking the negative feedback loop

A strong correlation between tier 1 cities property price and IE profit at 0.63

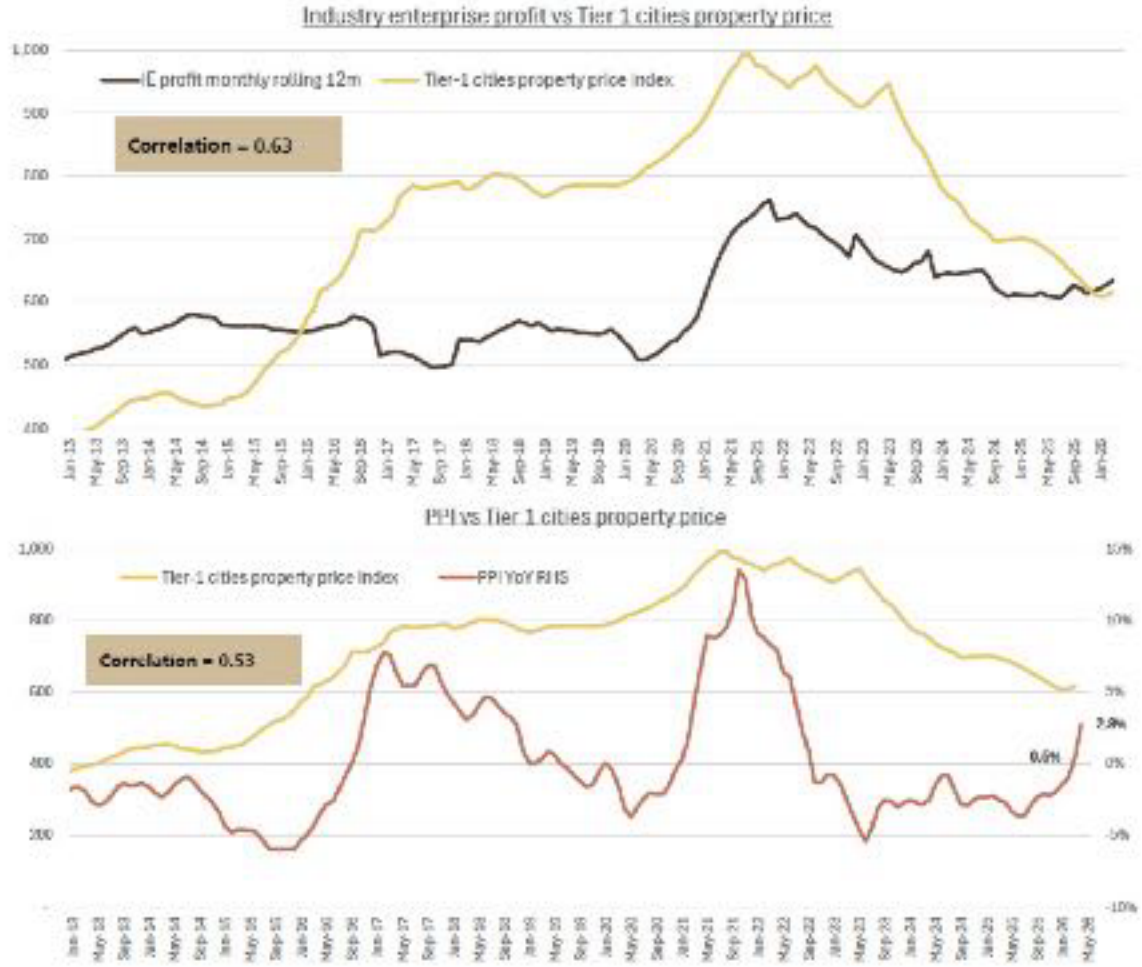

4

Source: NBS, Centaline, UBS Research

Riding on AI supply chain

Which sectors drive industrial profit? AI-related

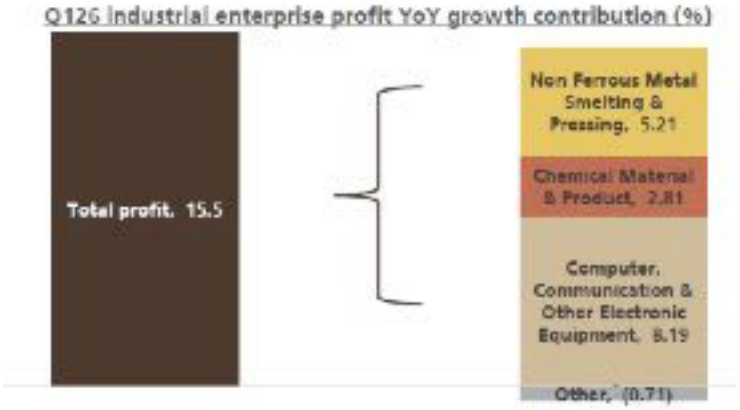

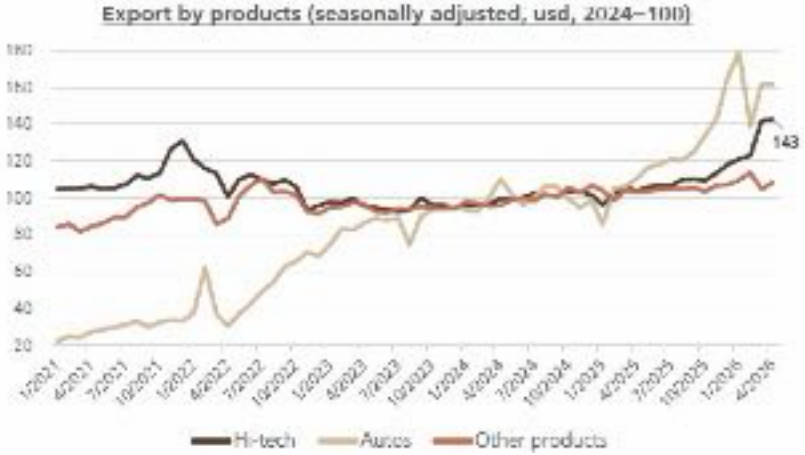

Where are they based? Beijing and Shanghai

5

Source: CEIC, Wind, Bingshan, UBSe. Note: Newly listed companies with a market cap of over Rmb10bn and a YTD performance above 50% are also included in our stock count.

Improved vacancy rate for T1 cities suburb districts

Vacancy rate in suburb districts across tier 1 cities and Hangzhou have shown improvement after three years

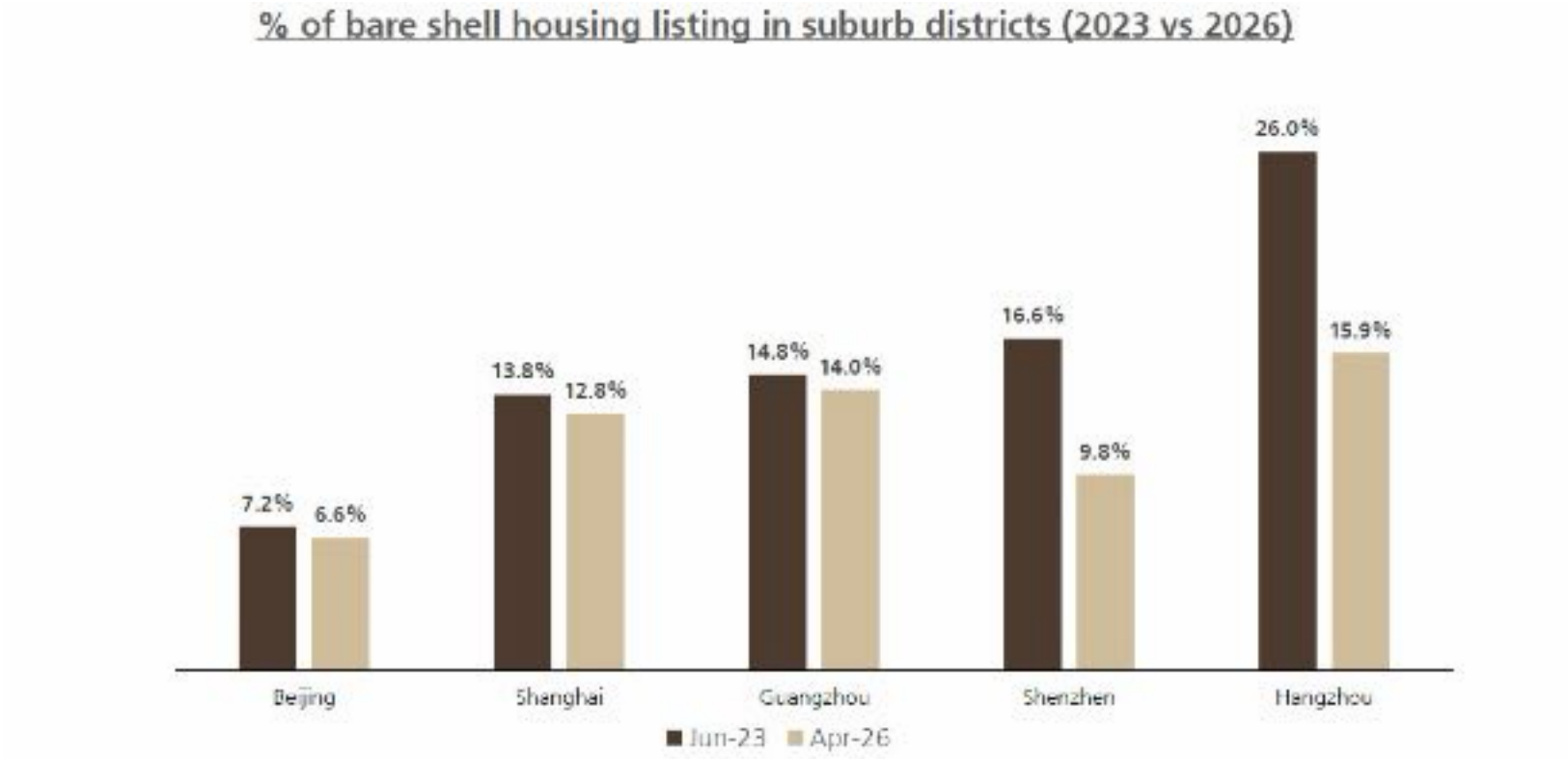

6

Source: UBS, BEKE. Note: Beijing includes Miyun, Mentougou, Pinggu; Shanghai includes Baoshan, Jiading, Jinshan, Pudong, Songjiang, Minhang, Fengxian, Qingpu, Chongming; Guangzhou includes Zengcheng, Nansha, Huadi, Conghua; Shenzhen includes Pingshan, Guangming, Dapeng; Hangzhou includes Xiaoshan, Yuhang, Linping, Qiantang, Fuyang, Tonglu, Lin'an.

Sector forecasts: New home

We expect 2026E property sales GFA to decline by 3%, and flat in 2027E

	NBS Residential Statistics									Residential Investments					Top 100 developers contract sales				
	Residential GFA sold		Residential new starts		GFA under construction		GFA completed		Starts / sales	Residential Investments		Residential value sold		Inv / sales	Gross		Attributable		
	m sqm	YoY	m sqm	YoY	m sqm	YoY	m sqm	YoY	%	Rmb bn	YoY	Rmb bn	YoY	%	Rmb bn	YoY	Rmb bn	YoY	% of national
2010	931	8%	1,295	40%	3,149	26%	612	3%	139%	3,404	33%	4,395	15%	77%					
2011	970	4%	1,460	13%	3,884	23%	717	17%	151%	4,431	30%	4,862	11%	91%					
2012	985	1%	1,307	-11%	4,290	10%	790	10%	133%	4,937	11%	5,347	10%	92%					
2013	1,157	18%	1,458	12%	4,863	13%	787	0%	126%	5,895	19%	6,769	27%	87%					
2014	1,052	-9%	1,249	-14%	5,151	6%	809	3%	119%	6,435	9%	6,240	-8%	103%					
2015	1,124	7%	1,067	-15%	5,116	-1%	738	-9%	95%	6,460	0%	7,275	17%	89%					
2016	1,375	22%	1,159	9%	5,213	2%	772	5%	84%	6,870	6%	9,906	36%	69%					
2017	1,448	5%	1,281	11%	5,364	3%	718	-7%	88%	7,515	9%	11,024	11%	68%	7,405		5,571		
2018	1,479	2%	1,534	20%	5,700	6%	660	-8%	104%	8,519	13%	12,639	15%	67%	10,007	35%	8,031	44%	64%
2019	1,501	1%	1,675	9%	6,277	10%	680	3%	112%	9,707	14%	13,944	10%	70%	11,604	16%	8,527	6%	61%
2020	1,549	3%	1,643	-2%	6,556	4%	659	-3%	106%	10,445	8%	15,457	11%	68%	13,046	12%	9,446	11%	61%
2021	1,565	1%	1,464	-11%	6,903	5%	730	11%	94%	11,117	6%	16,273	5%	68%	12,632	-3%	8,872	-6%	55%
2022	1,033	-34%	881	-40%	6,397	-7%	625	-14%	85%	9,241	-17%	10,957	-33%	84%	7,294	-42%	5,112	-42%	47%
2023	946	-8%	693	-21%	5,899	-8%	724	16%	73%	8,496	-10%	10,299	-4%	82%	6,006	-18%	4,244	-17%	41%
2024	**807**	**-15%**	**537**	**-23%**	**5,132**	**-13%**	**537**	**-26%**	**66%**	**7,588**	**-11%**	**8,429**	**-18%**	**90%**	**4,186**	**-30%**	**3,083**	**-27%**	**37%**
Jan-25	46	-4%	24	-29%	4,214	-10%	32	-18%	52%	403	-9%	458	-1%	88%	242	-5%	180	-1%	39%
Feb-25	46	-4%	24	-29%	4,214	-10%	32	-18%	52%	403	-9%	458	-1%	88%	198	0%	143	2%	31%
Mar-25	93	-1%	47	-19%	4,272	-10%	32	-8%	50%	708	-9%	920	-1%	77%	345	-12%	254	-11%	28%
Apr-25	54	-2%	37	-18%	4,319	-10%	19	-26%	68%	605	-11%	550	-7%	110%	309	-9%	226	-7%	41%
May-25	59	-5%	39	-17%	4,354	-10%	19	-21%	67%	655	-11%	625	-6%	105%	318	-10%	232	-10%	37%
Jun-25	86	-7%	52	-13%	4,412	-9%	29	-4%	60%	804	-12%	873	-13%	92%	371	-21%	267	-26%	31%
Jul-25	49	-7%	36	-9%	4,451	-9%	18	-31%	74%	544	-14%	474	-14%	115%	228	-25%	166	-26%	35%
Aug-25	49	-10%	34	-19%	4,485	-10%	18	-28%	70%	517	-19%	485	-14%	107%	220	-19%	154	-22%	32%
Sep-25	70	-11%	40	-18%	4,522	-10%	24	-5%	57%	566	-20%	688	-12%	82%	266	-3%	198	3%	29%
Oct-25	52	-20%	27	-30%	4,553	-10%	26	-31%	51%	455	-23%	536	-25%	85%	277	-41%	201	-42%	37%
Nov-25	55	-19%	32	-27%	4,576	-10%	32	-28%	58%	384	-29%	532	-28%	72%	244	-37%	184	-36%	35%
Dec-25	75	-18%	38	-19%	4,601	-10%	147	-21%	51%	308	-36%	733	-26%	42%	342	-28%	262	-29%	36%
Jan-26	39	-16%	18	-23%	3,713	-12%	23	-27%	48%	364	-11%	358	-22%	102%	182	-25%	129	-29%	36%
Feb-26	39	-16%	18	-23%	3,713	-12%	23	-27%	48%	364	-11%	358	-22%	102%	125	-37%	91	-36%	25%
Mar-26	83	-10%	37	-20%	3,755	-12%	24	-26%	45%	625	-11%	776	-15%	81%	283	-18%	207	-19%	27%
2025	**733**	**-9%**	**430**	**-20%**	**4,601**	**-10%**	**429**	**-20%**	**59%**	**6,351**	**-16%**	**7,333**	**-13%**	**87%**	**3,359**	**-20%**	**2,466**	**-20%**	**34%**
2026E	**708**	**-3%**	**392**	**-9%**	**4,371**	**-5%**	**320**	**-25%**	**55%**	**6,095**	**-4%**	**6,824**	**-7%**	**89%**	**3,036**	**-10%**	**2,221**	**-10%**	**33%**
2027E	**708**	**0%**	**392**	**0%**	**4,153**	**-5%**	**272**	**-15%**	**55%**	**6,095**	**0%**	**6,961**	**2%**	**88%**	**3,188**	**5%**	**2,332**	**5%**	**34%**
																			7

Source: CEIC, China National Bureau of Statistics, Wind, UBS estimates

Secondary transactions sales GFA to increase 10% in 2026E

We expect secondary sales and rental markets to outperform primary markets

	Secondary sales value		Secondary sales GFA		Secondary ASP		Primary sales value		Primary sales GFA		Primary ASP		Rental transaction		Secondary transaction value mix (secondary / primary + secondary)
	Rmb bn	YoY	m sqm	YoY	Rmb/sqm	YoY	Rmb bn	YoY	m sqm	YoY	Rmb per sqm	YoY	Rmb trn	YoY	
2018	6,500		395		16,456		12,639	15%	1,479	2%	8,544		1.5		34%
2019	6,700	3%	390	-1%	17,179	4%	13,944	10%	1,501	1%	9,287	9%	1.7	13%	32%
2020	7,500	12%	390	0%	19,231	12%	15,457	11%	1,549	3%	9,980	7%	2.0	18%	33%
2021	7,000	-7%	362	-7%	19,356	1%	16,273	5%	1,565	1%	10,398	4%	2.2	10%	30%
2022	5,462	-22%	396	9%	13,798	-29%	10,957	-29%	1,033	-29%	10,607	2%	1.9	-15%	33%
2023	7,100	30%	570	44%	12,456	-10%	10,299	-6%	946	-8%	10,891	3%	2.2	18%	41%
2024	7,200	1%	718	26%	10,026	-20%	8,429	-18%	807	-15%	10,443	-4%	2.2	0%	46%
2025	6,700	-7%	786	9%	8,522	-12%	7,333	-13%	733	-9%	10,006	-4%	2.3	5%	48%
2026E	7,149	7%	865	10%	8,267	-3%	6,824	-7%	708	-3%	9,637	-4%	2.4	5%	51%
2027E	7,729	8%	917	6%	8,432	2%	6,961	2%	708	0%	9,637	0%	2.5	5%	53%
2028E	8,120	5%	944	3%	8,601	2%	6,620	-5%	687	-3%	9,637	0%	2.7	5%	55%
2029E	8,531	5%	973	3%	8,773	2%	6,421	-3%	666	-3%	9,637	0%	2.8	5%	57%
2030E	8,963	5%	1,002	3%	8,948	2%	6,228	-3%	646	-3%	9,637	0%	2.9	5%	59%

8

Source: China National Bureau of Statistics, BEKE, UBS estimates

Downcycle to end earlier by early-2027E

We expect continued destocking in 2026E…

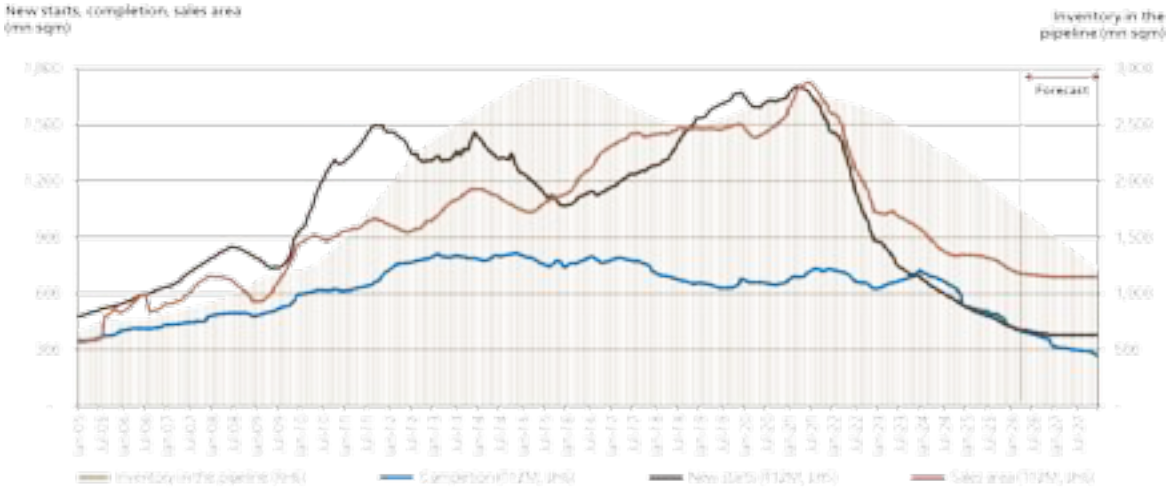

… and inventory turnover months may return to average (since 2010) levels by February 2027

9

Source: CEIC, China National Bureau of Statistics, UBS estimates.
Note: Inventory in the pipeline is calculated by cumulative new starts minus sales, and inventory month is estimated based on inventory in the pipeline over past 12 months average sales

Secondary property price to stabilize

We expect tier 1 cities' property price to stabilize in 2026 and up 2% YoY in 2027 after a 12% decline in 2025

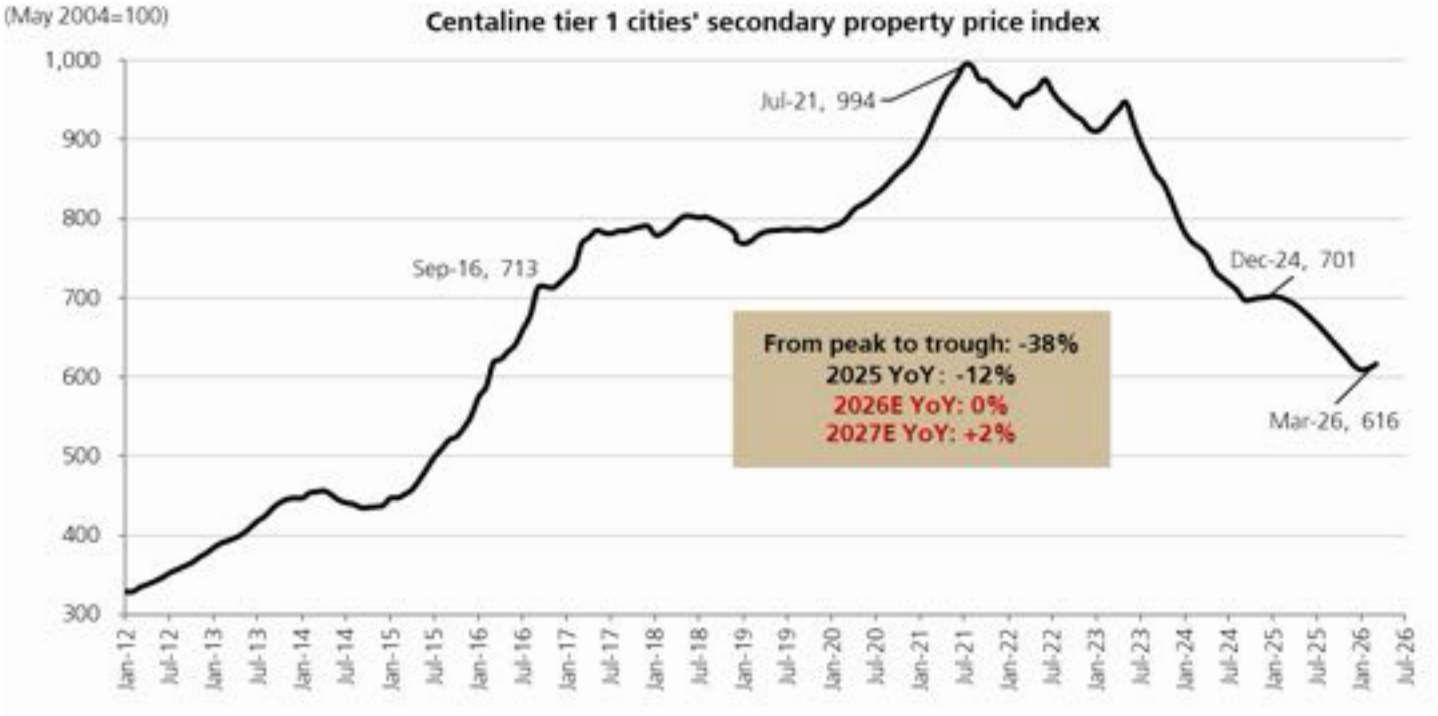

10

Source: Centaline, UBSe. Red is estimate.

New home sales decline contracted in April 2026

Top100 developers attributable contract sales declined by 10% YoY in April 2026

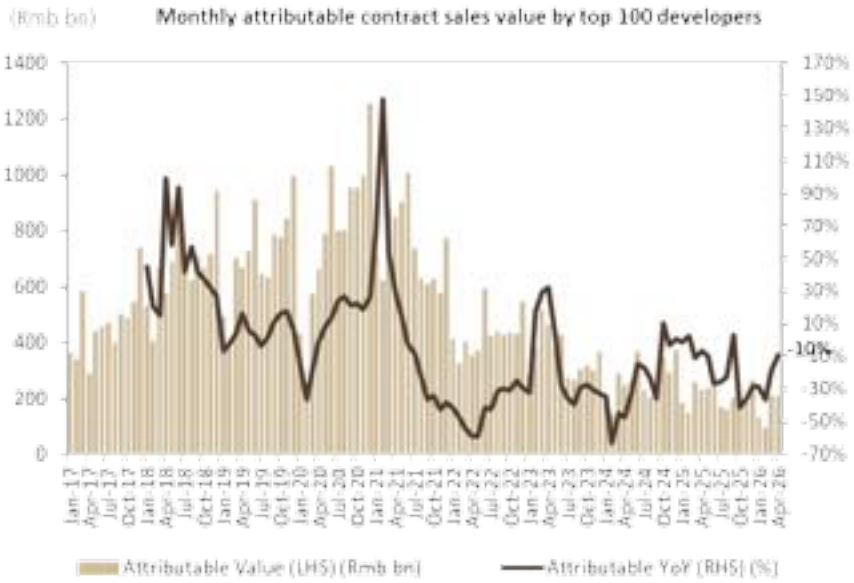

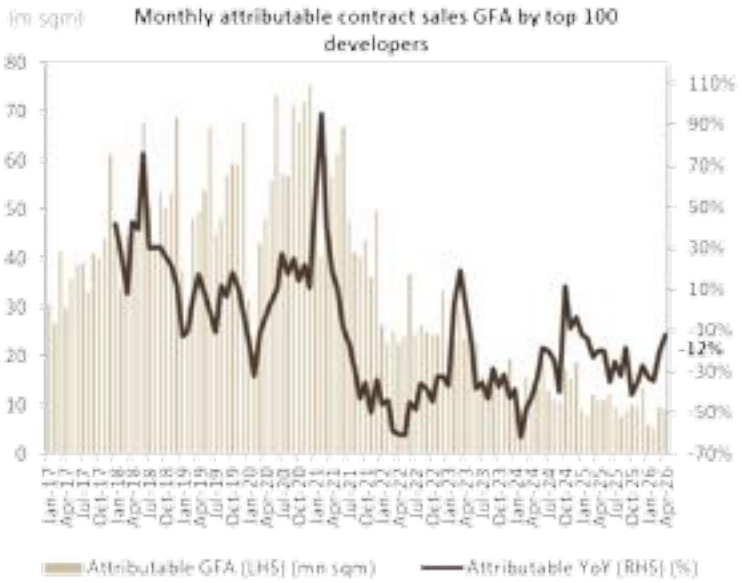

11

Note: Top100 data updated as of April 2026. Source: NBS, CRIC, UBS

Secondary residential transactions accelerated in 4M2026

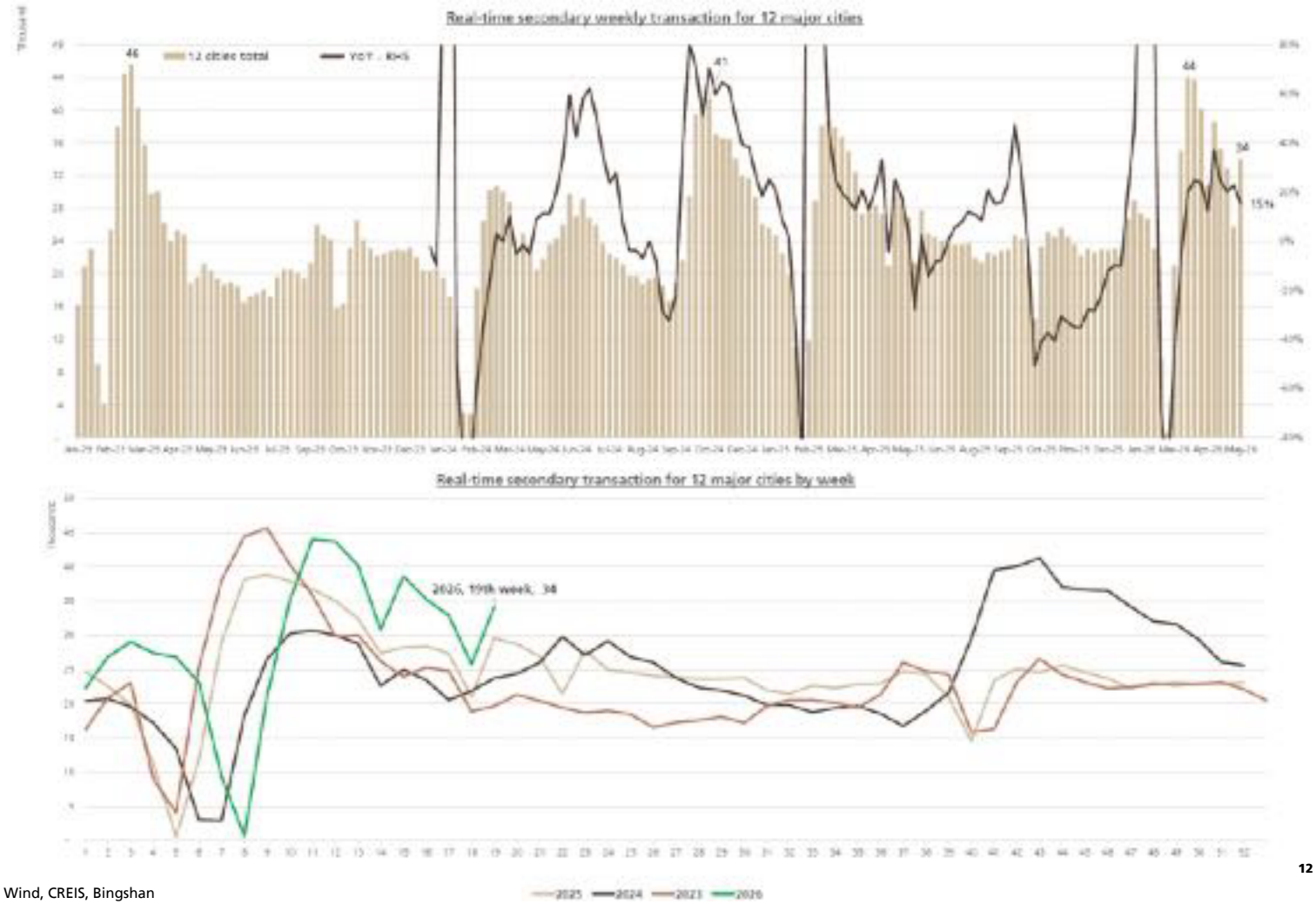

12

Source: Wind, CREIS, Bingshan
Note: 12 city including Beijing, Shanghai, Guangzhou, Shenzhen, Hangzhou, Chengdu, Suzhou, Dongguan, Nnajing, Chongqing, Hefei, Xiamen. Sales data updated as of 10 May 2026.

Secondary listings declined in tier 1 cities in 2026

Growth of secondary listings across 50 cities slowed in early-2026

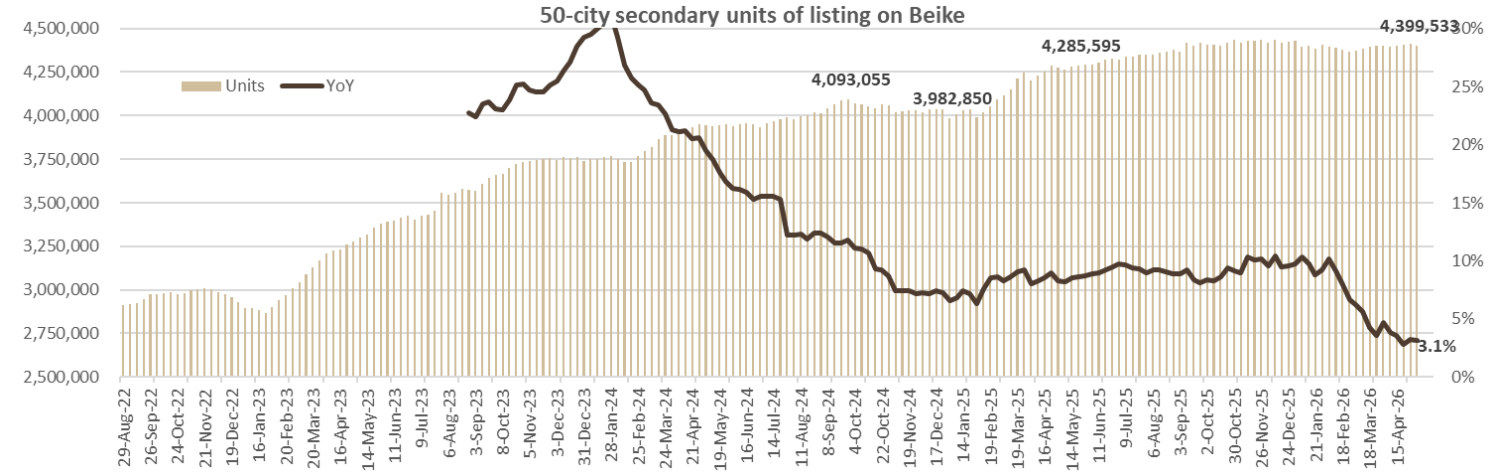

Listing growth in tier-1 cities started to decline in Feb 2026

Source: Beike, UBS. Data updated as of 6 May 2026.

Primary inventory months remained high

...in 80 cities

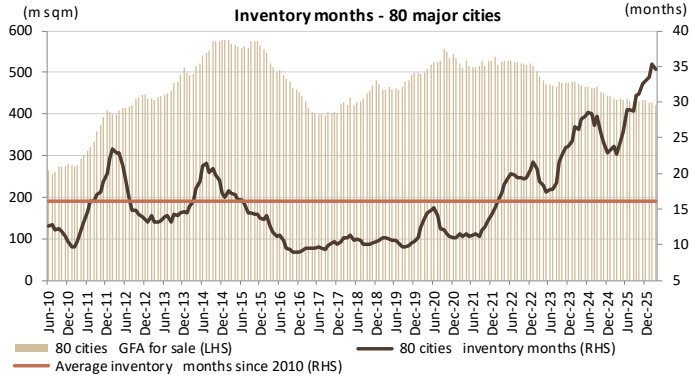

	Oct-25	Nov-25	Dec-25	Jan-26	Feb-26	Mar-26
Inventory months	31.2	32.5	32.9	33.5	35.4	34.6
GFA for sale (m sqm)	431.6	432.4	432.3	428.1	425.8	420.4

... in tier-1 cities

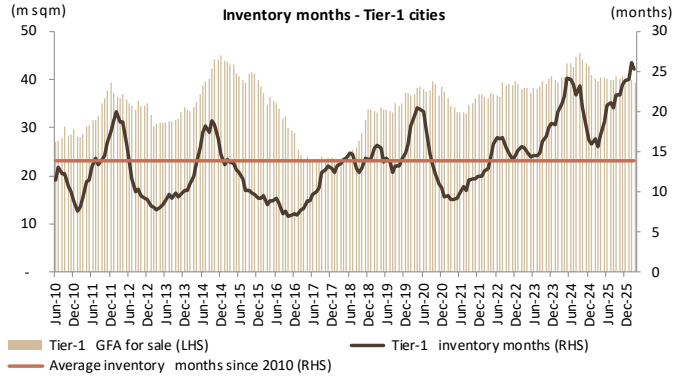

	Oct-25	Nov-25	Dec-25	Jan-26	Feb-26	Mar-26
Inventory months	22.0	23.3	23.8	24.1	26.0	25.2
GFA for sale (m sqm)	40.1	40.6	40.4	40.0	39.8	39.4

... in tier-2 cities

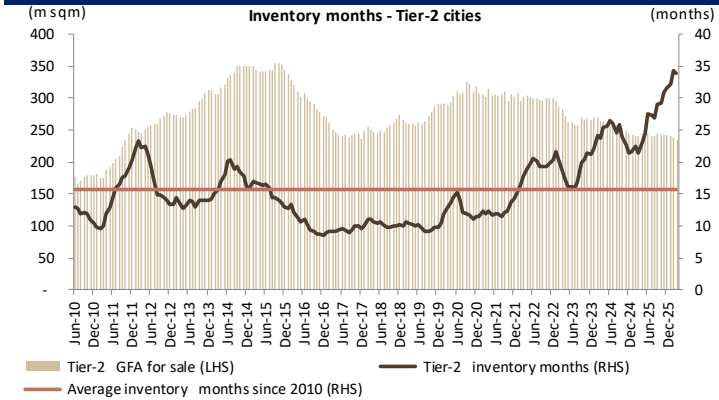

	Oct-25	Nov-25	Dec-25	Jan-26	Feb-26	Mar-26
Inventory months	29.3	30.9	31.6	32.3	34.4	33.9
GFA for sale (m sqm)	242.0	243.0	242.5	240.3	237.7	235.0

... lower tier cities turned to historical high

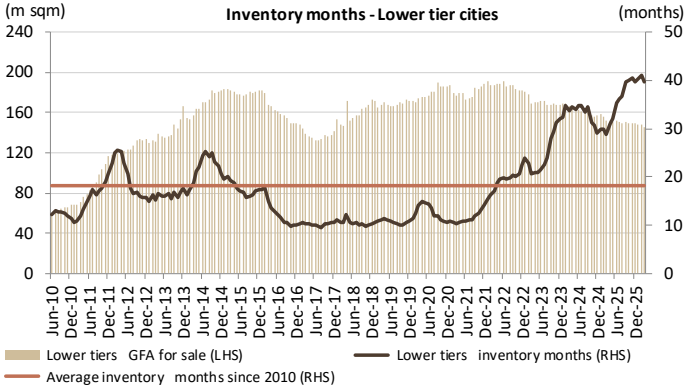

	Oct-25	Nov-25	Dec-25	Jan-26	Feb-26	Mar-26
Inventory months	39.9	40.5	39.7	40.1	41.2	39.8
GFA for sale (m sqm)	149.5	148.7	149.3	147.8	148.3	146.0

Source: CRIC, UBS estimates. Data updated as of March 2026. Note: Tier-1 cities (4) include Beijing, Shanghai, Shenzhen, and Guangzhou; Tier-2 cities (22) include Tianjin, Chongqing, Hangzhou, Nanjing, Wuhan, Chengdu, Suzhou, Dalian, Xiamen, Xi'an, Changsha, Ningbo, Fuzhou, Shenyang, Qingdao, Jinan, Nanchang, Hefei, Shijiazhuang, Changchun, Nanning, and Guiyang; Lower tier cities (44) include Wuxi, Wenzhou, Sanya, Baotou, Bengbu, Dongguan, Huizhou, Shaoguan, Zhongshan, Xuzhou, Yangzhou, Shantou, Dongying, Wuhu, Jiangyin,, Shaoxing, and etc.

Rental price decline narrowed

Tier-1 cities rental decreased 2.6% YoY in March 2026

Tier-1 cities rental listing has decreased since March 2026

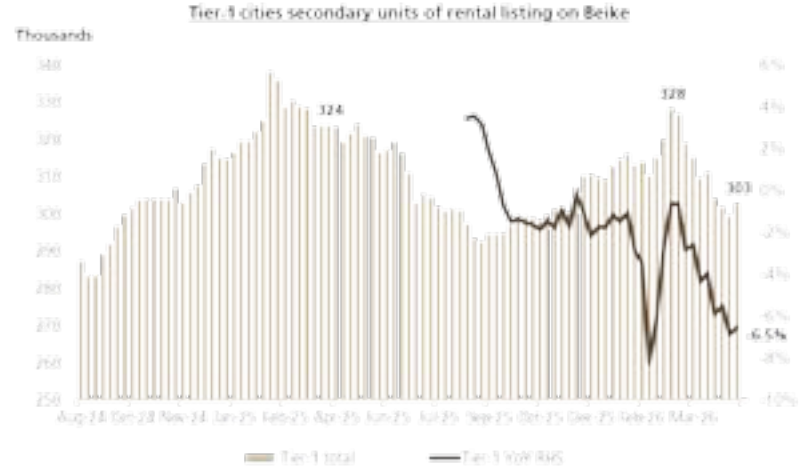

Shanghai rental listing shows a similar trend

Source: Wind, China Real Estate Index System (CREIS), Centaline, UBS. Note: Rental listing data is as of 6 May 2025.

Rental yield remains lower than mortgage rate

Rental yield in tier 1 cities was 1.24ppt below average mortgage rate as of Mar 2026

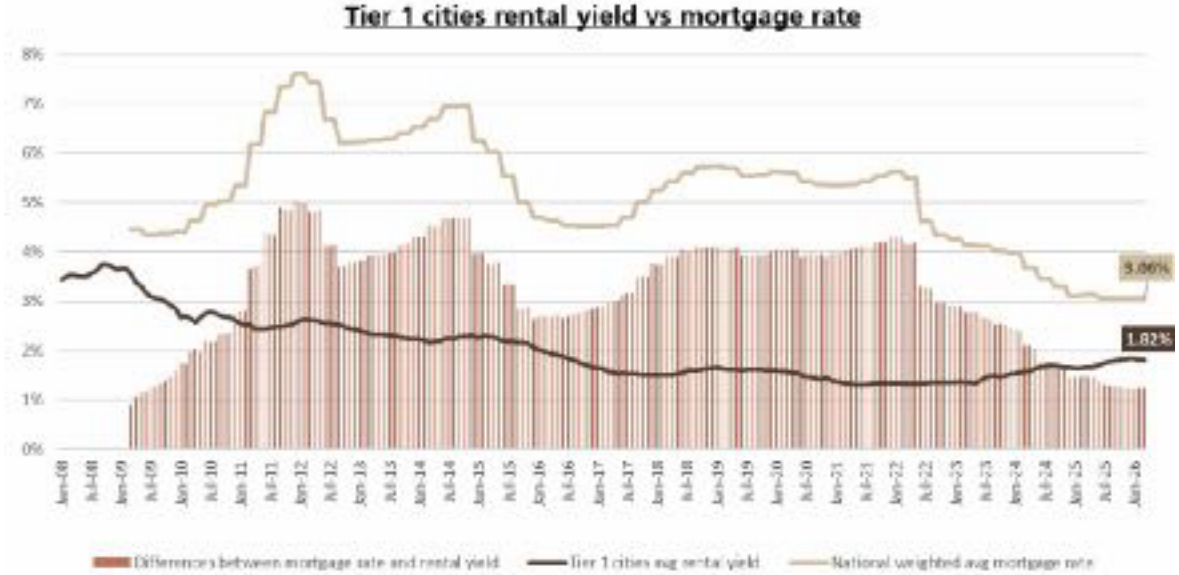

Monthly rental income cannot cover mortgage payment, assuming 40% downpayment and 3.1% mortgage rate

Cash flow analysis	Based on current property price	If property price drop 38%	Notes
Property value (rmb)	1,000,000	619,500	
Downpayment ratio (%)	40%	40%	
Mortgage amount (rmb)	600,000	371,700	
Mortgage rate - commercial (%)	3.1%	2.7%	Current avg. mortgage rate at 3.1%
Mortgage tenor (years)	30	30	
Monthly mortgage payment (rmb)	**2,562**	**1,508**	Equal principal and interest payment
Rental yield of tier 1 cities (%)	1.8%	2.9%	Based on Centaline rental yield at 1.8%
Monthly rental income (Rmb)	**1,508**	**1,508**	

16

Source: Centaline, UBS. Rental yield data is as of March 2026.

Social rental housing land supply shrank

Major 22 cities rental housing land supply peaked in 2022 at 8mn sqm in site area

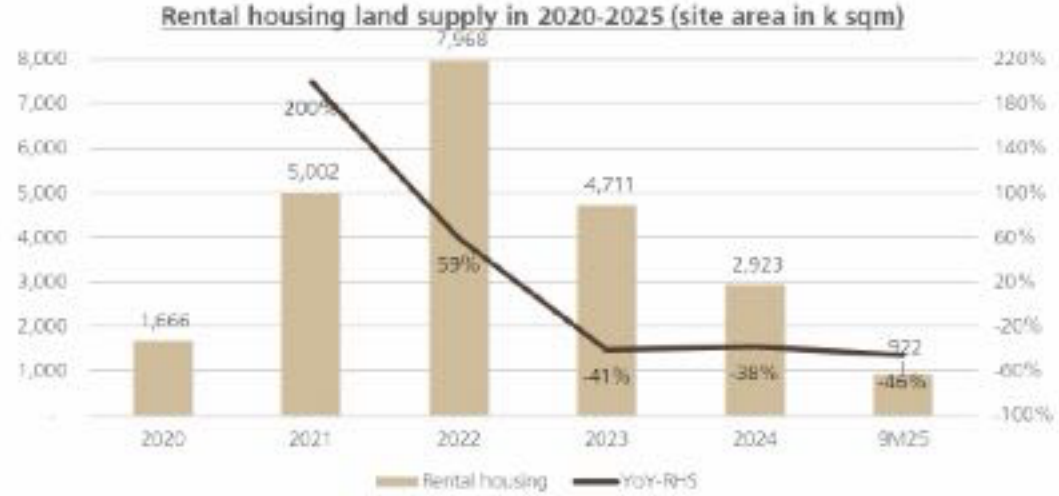

Tier 1 cities' social rental housing target could cover 13-16% of households renting a house

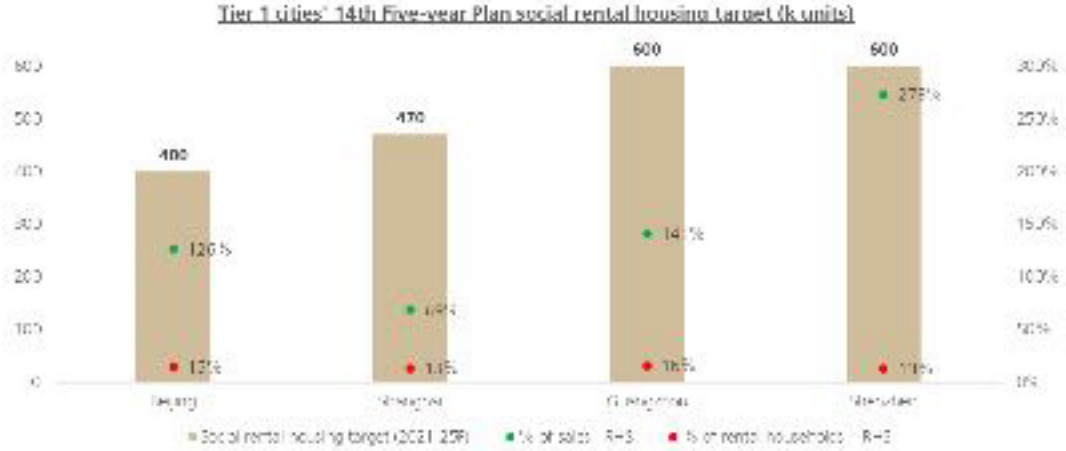

17

Source: CREIS, Local governments' 14th Five-year Plan, CREIS, 7th national census, Ministry of Housing Urban and Rural Deparment (MoHURD), UBSe..

Land sales value continued to decline in 2026, while tier 1 cities saw a pickup in April

300 cities land sales declined by 42% YoY in 4M2026

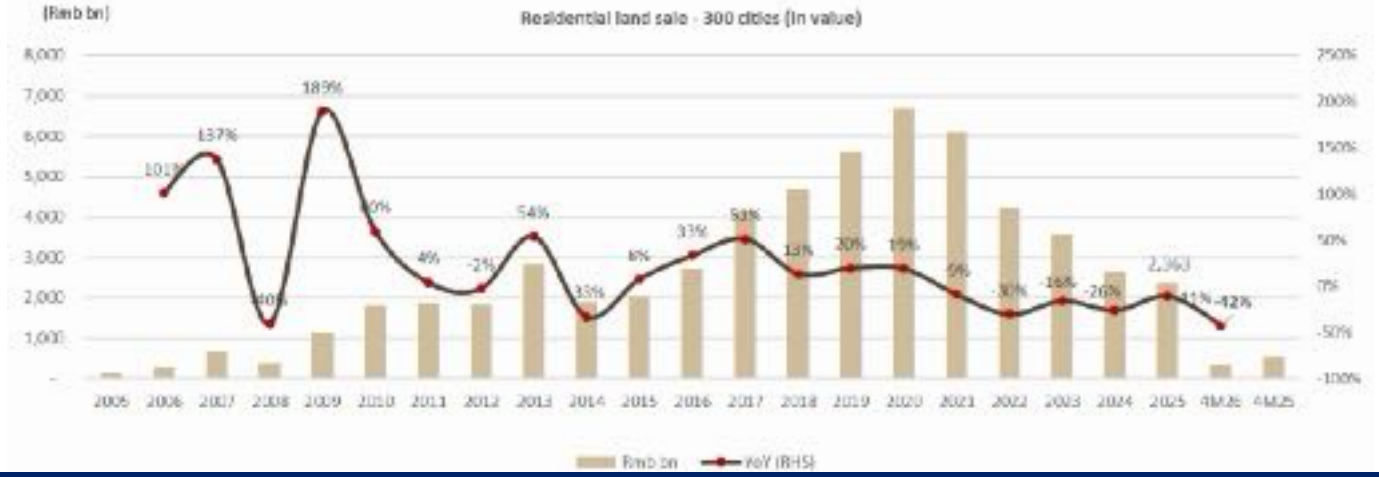

… while tier 1 cities land sales turned positive in April single month

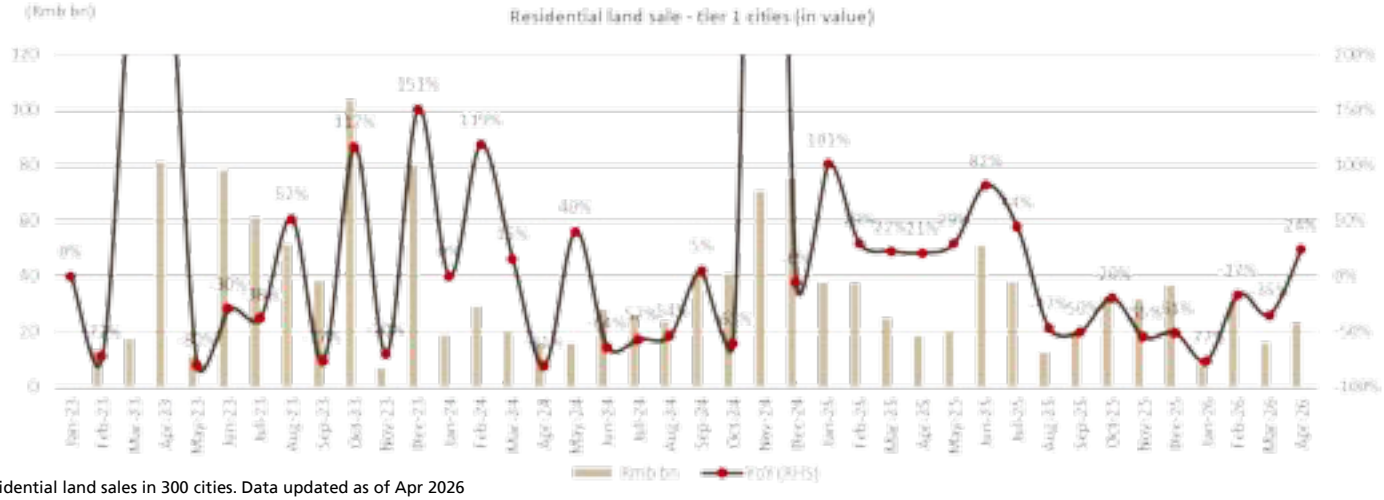

18

Note: Based on residential land sales in 300 cities. Data updated as of Apr 2026
Source: CREIS, UBS

Land sales GFA continued to decline in 2026

300 cities land sales GFA decreased by 29% YoY in 4M2026

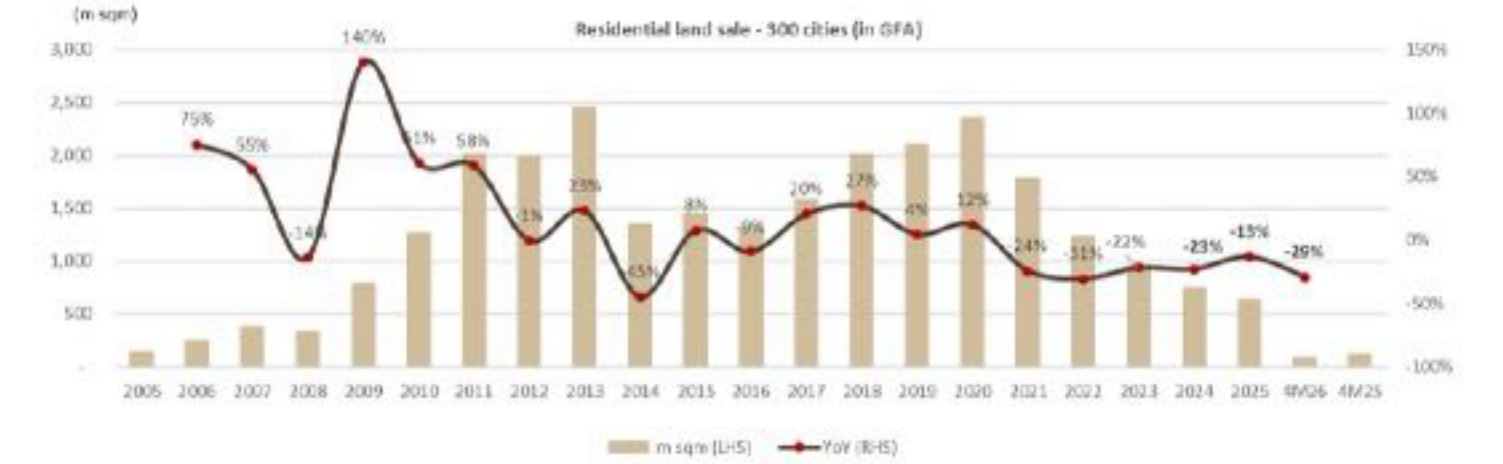

… and tier 1 cities showed 12% YoY decrease

Note: Based on residential land sales in 300 cities. Data updated as of April 2026
Source: CREIS, UBS

Land premium moderated improved in Q126

Land premium in tier 1 cities slightly picked up from Q425

… and lower tier cities remained muted

20

Source: CRIC, UBS estimates
Note: Based on residential land sales in 300 cities. Land premium updated as of Apr 2026

We estimate long-term demand at 840mn sqm

We estimate China's annual urban residential housing demand will decline to 842mn sqm in 2023-30E.

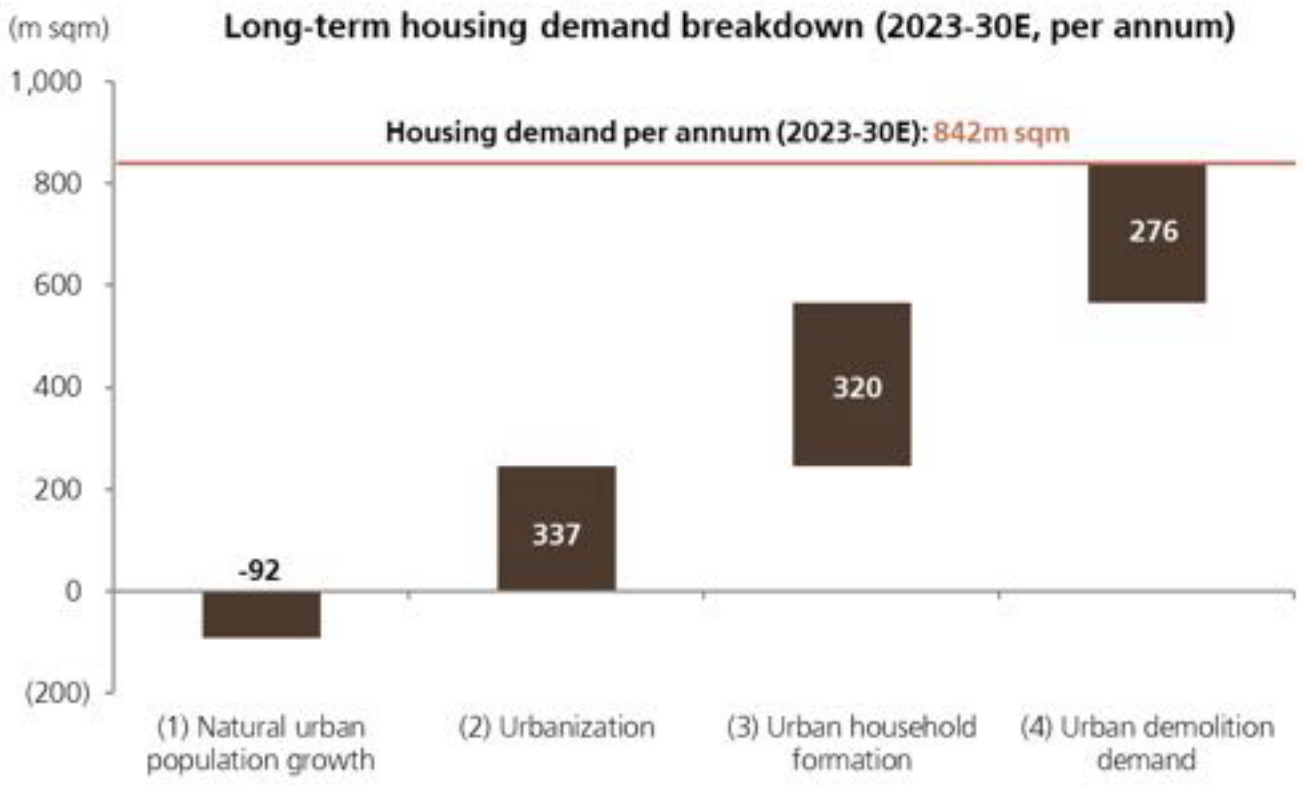

21

Source: CEIC, Wind, United Nations, UBS estimates, the Seventh National Population Census.

We estimate long-term demand at 840mn sqm

We expect underlying demand in 2023-30E to be 37% lower than in 2015-20

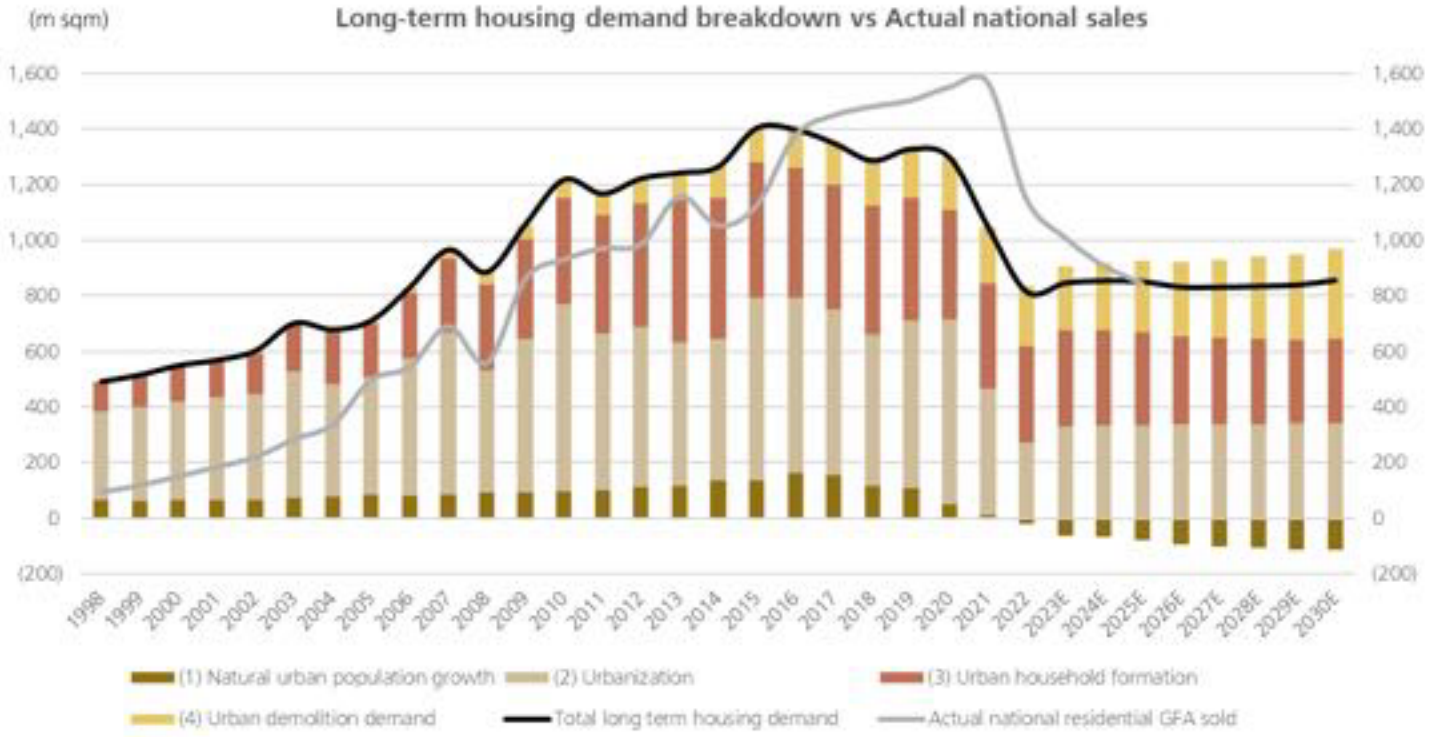

22

Source: China Academy of Social Science, CEIC, National Bureau of Statistics, United Nations World Population Prospects 2017, China National Census 2000, 2010 and 2020 Yearbook, UBS estimates.

Two issues – Over-priced, over-built

1. **Over-priced: Change of pricing mechanism from price appreciation to yield**

2. **Over-built: Bare shell listing suggests China vacancy rate at 18.8% or 4.4bn sqm vacant property**

Comparison of US, Japan, HK property bubbles and China property		China 2021	U.S. 2005	Japan 1990	HK 1997
Leverage	Household leverage (Debt/GDP)	61.8%[1]	92.9%	68.4%	60.4%
	Household leverage (Debt/Disposable income)	110%	124%	124%	146%
	Homebuyers loan-to-value (LTV) in mortgage	70%[2]	90%	Often >100%	70.0%
Affordability	House price to income ratio, overall	7.3x	4.7x	11x	18x
	House price to income ratio, top tier cities[3]	18x	8.7x	18x	18x
Demand driver	Urbanization rate	64.7%	79.9%	77%	NA
	GDP per capita (USD/capita, in current USD)	10,500	44,850	25,371	27,330
External factors	Foreign exchange capital control	Strict	N/A	Loose	No
Impact to economy	Residential property investment contribution to GDP	12%	6.7%	6%	17%
	Bank direct loan exposure to property sector	27%	14%	17%	23%
Spillover to financial system?	Did the property market correction result in a systematic risk in financial system?	In better position	Yes	Yes	No
Duration	Duration of property downcycles	Since mid-2021	6 years	14 years	6 years
Over-supply?	Vacancy rate	18.8%	12.5%	9.8%	3.8%

Source: The World Bank, CEIC, BIS, UBS. Note: 1: Source is BIS. 2: 70% refers to first-time home buyers and is 40-50% LTV for second-time home buyers. 3: China refers to the four tier 1 cities. U.S. refers to two MSA, Metropolitan Statistical Area: NY, NJ, White Plains, NY and Los Angeles-Long Beach-Glendale, CA. Japan refers to Tokyo Metropolitan Area.

23

Historical Japan / US / HK property bubbles

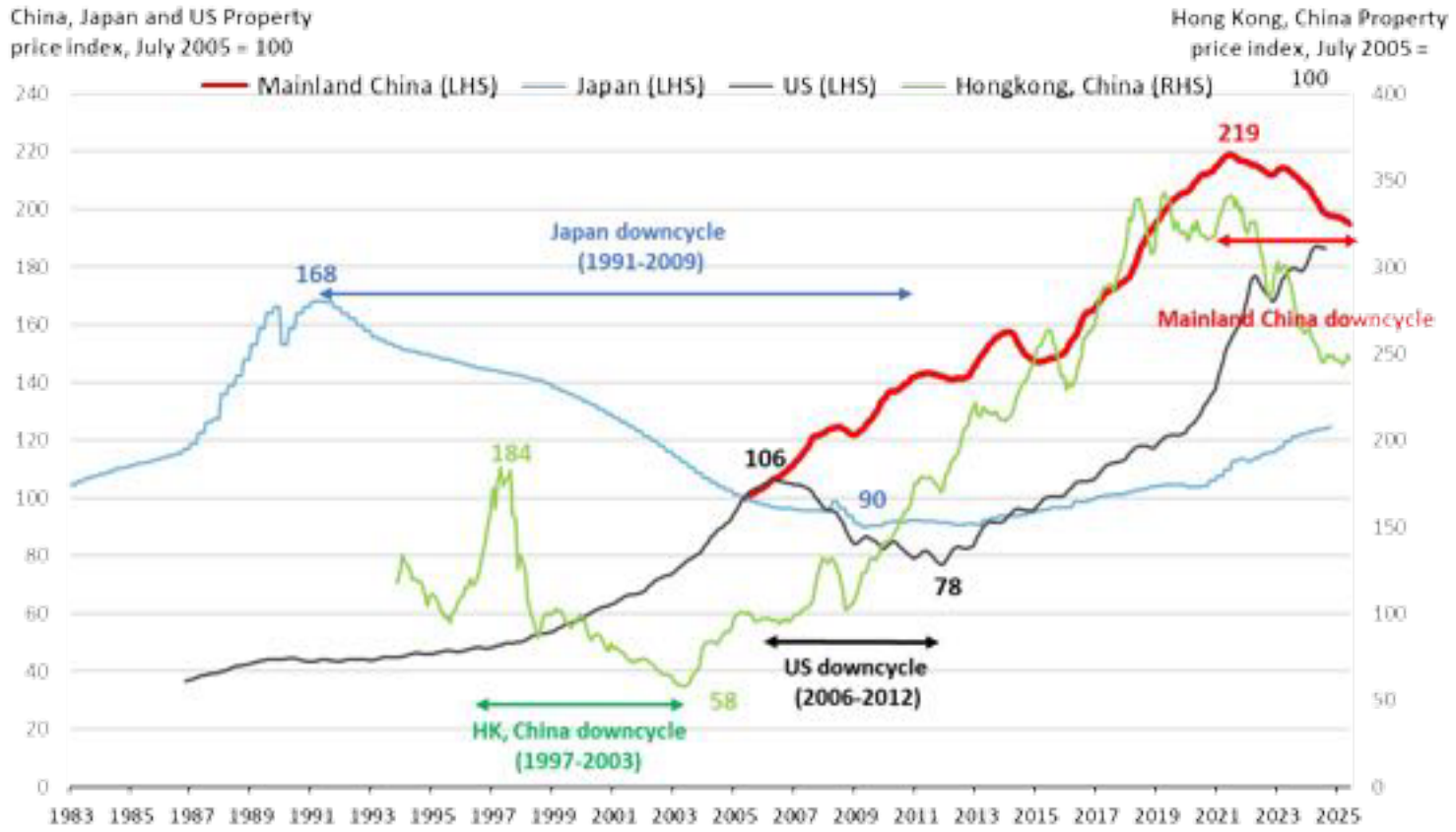

24

Source: NBS, CEIC, Bank for International Settlements, OECD, Centaline. Note: China property price refers to NBS 70 cities average primary property price. US residential property price refers S&P/Case-Shiller U.S. National Home Price Index, Monthly, Not Seasonally Adjusted. Japan property price refers to BIS Residential Property Price database. Data as of Aug 2025.

Over-priced: China tier 1 cities property price has corrected 38% from peak

25

Source: Centaline, UBS

Over-built: We estimate China vacancy rate at 18.8, higher than developed economies

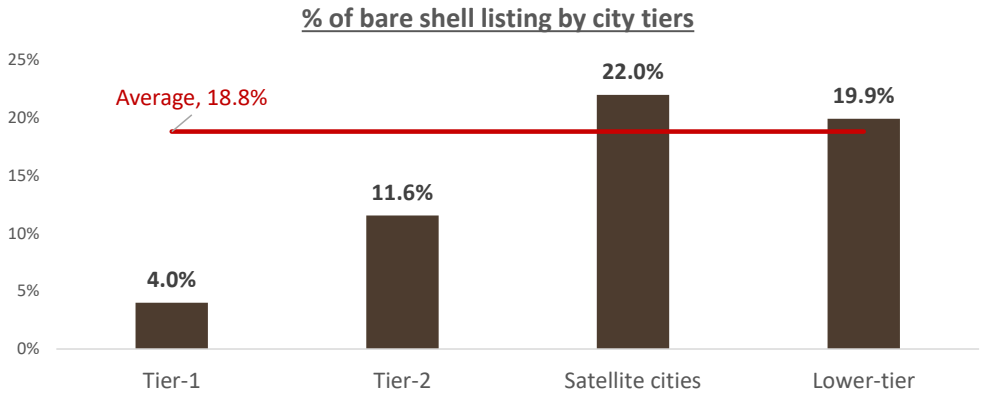

26

Source: BEKE, Zhuge, Savills, HK government, Singapore government, US Census, UBS

China Property

Stock picks: Prefer developers with high tier 1 cities exposure

High exposure to core-city

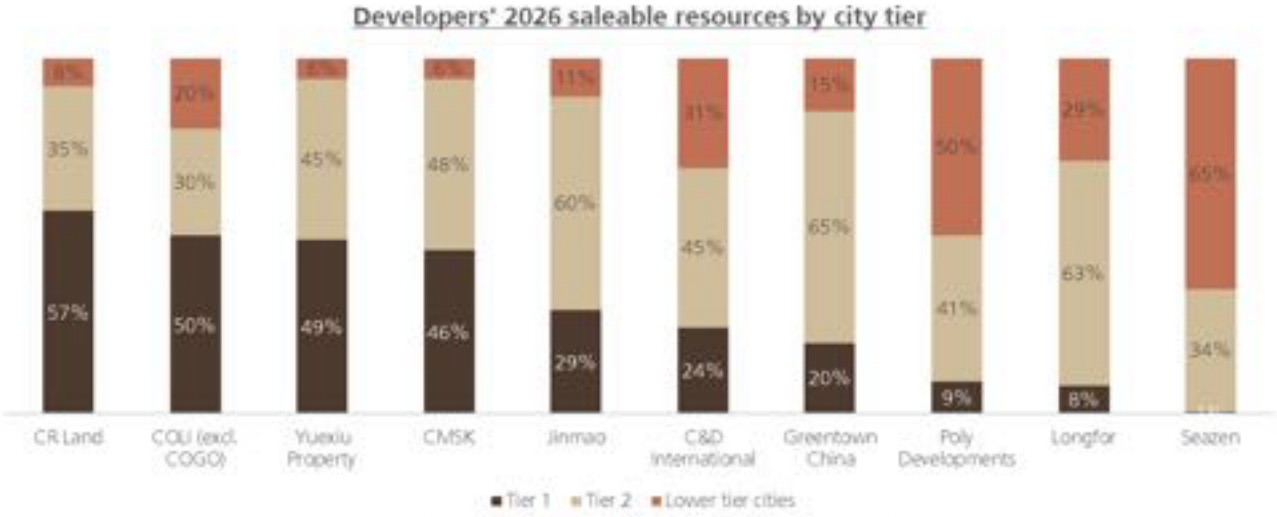

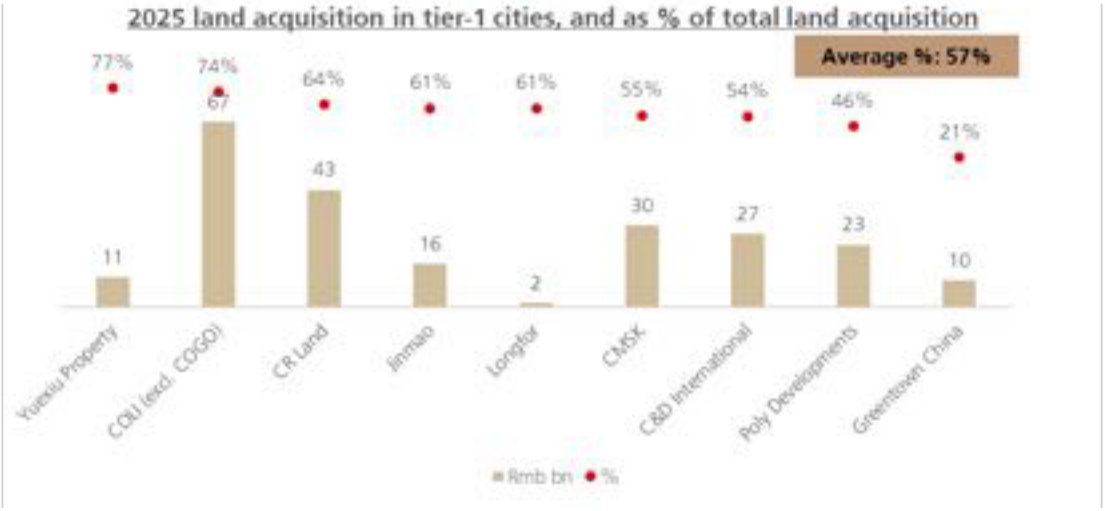

28

Source: Company data, UBSe

Active land banking in 2025

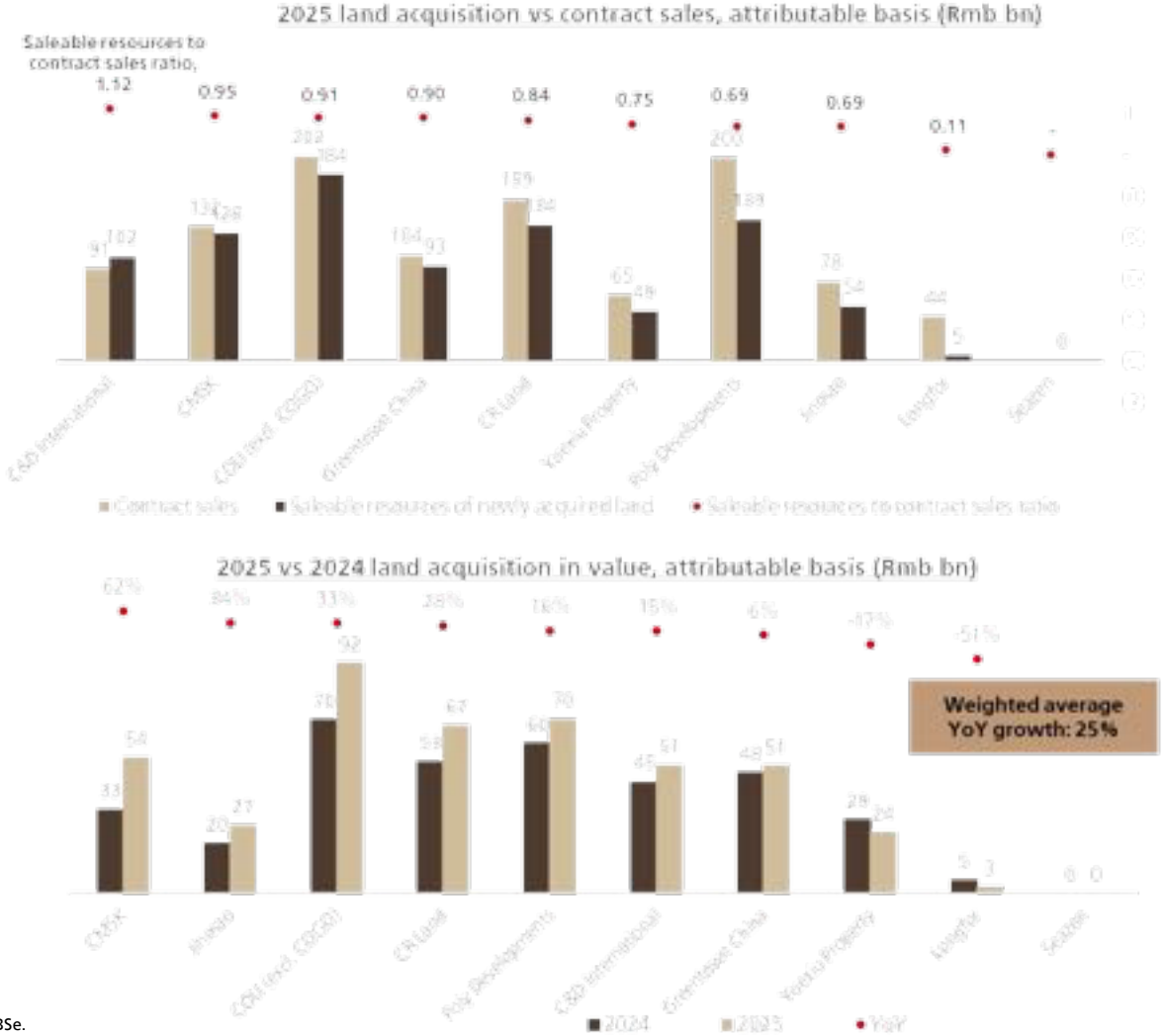

29

Source: Company data, UBSe.

2021-2025 inventory impairment & completed inventory

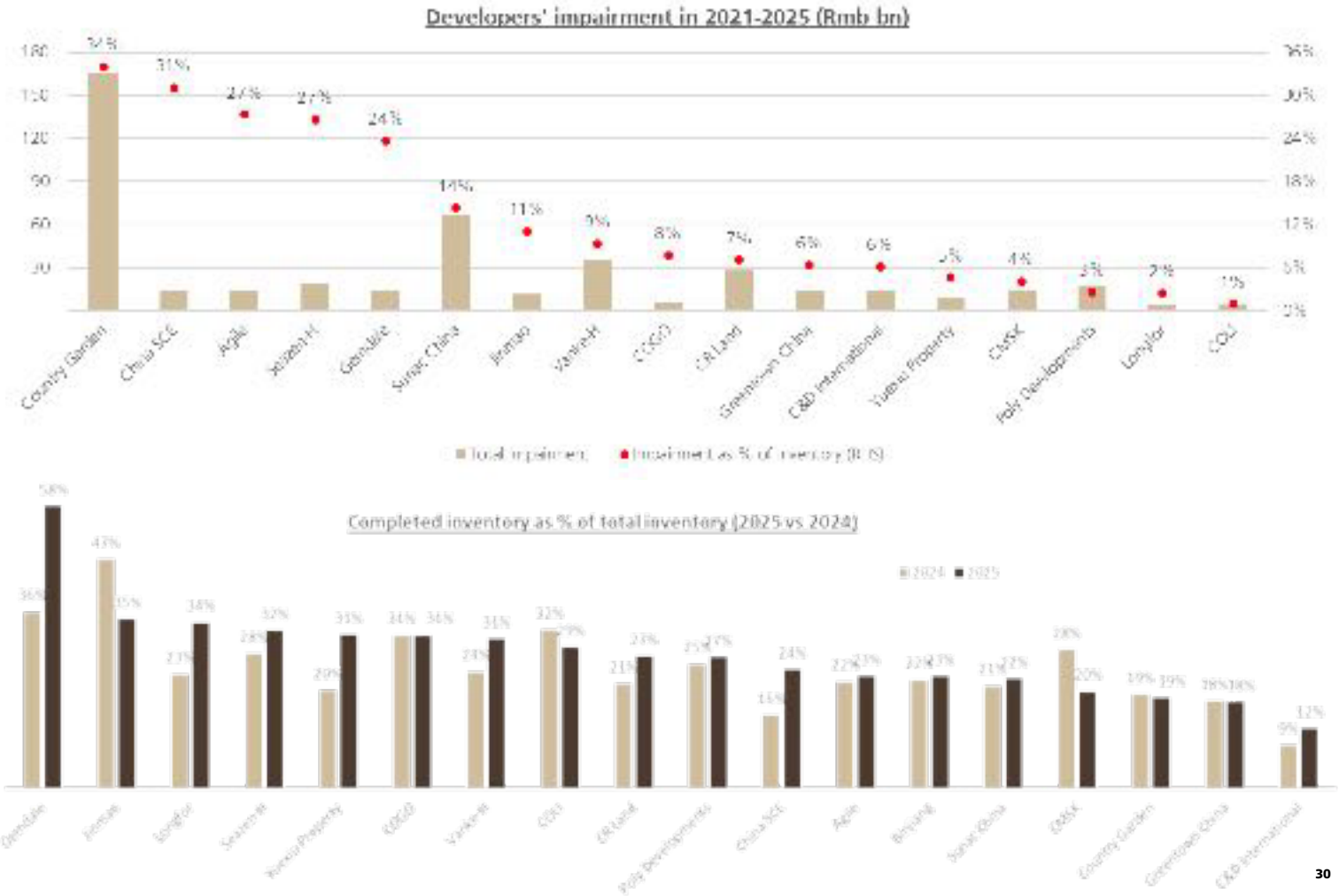

Source: Company Data.

China Property

The Rise of Private REITs

Public CREITs Market and Bottleneck

Public REITs: First launched in 2021, 70 CREITs listed on the Shanghai and Shenzhen Stock Exchanges (market cap of Rmb208bn or USD29bn) as of 31 July 2025.

However, market development was slower than our original expectation of USD1.2trn by 2030E due to:

1) restriction on use of proceeds,
2) high asset quality requirement, and
3) inclusion of retail property since 2024 after developers' deleveraging (Three Red Lines policy).

There are eight commercial public REITs listed with a combined market cap of Rmb32bn

REITs ticker	REITs name (CN)	REITs name (EL)	Listing date	Market cap (Rmb bn)	Free float (%)	Issue price (Rmb/unit)	Price (Rmb/unit)	1m price change	YTD price change	Price change vs listing	Dividend yield 2025E	Spread with 10Y treasury	2024 Asset valuation (Rmb mn)	2024 EBITDA (Rmb mn)
508011.SH	嘉实物美消费REIT	Harvest Wumei Consumption Closed REIT	2024-03-12	1.59	48.84%	2.38	4.26	-3.8%	40.8%	78.9%	1.8%	-0.1%	1,030	80
508017.SH	华夏金茂商业REIT	ChinaAMC Jinmao Shopping Center Closed REIT	2024-03-12	1.52	37.02%	2.67	4.09	0.7%	39.9%	53.1%	2.4%	0.5%	1,065	47
180601.SZ	华夏华润商业REIT	ChinaAMC CR Commercial Closed REIT	2024-03-14	9.82	63.43%	6.90	10.51	-1.1%	21.2%	52.3%	3.3%	1.5%	8,150	351
180602.SZ	中金印力消费REIT	CICC SCPG Commercial Closed REIT	2024-04-30	4.16	66.92%	3.26	4.45	-0.8%	29.6%	36.4%	1.9%	0.0%	3,959	155
508002.SH	华安百联消费REIT	Huaan Bailian Consumption Closed REIT	2024-08-16	3.01	66.11%	2.33	3.19	0.8%	32.3%	36.7%	4.3%	2.5%	2,241	60
508005.SH	华夏首创奥莱REIT	ChinaAMC First Outlet Closed REIT	2024-08-28	3.18	65.98%	2.47	4.11	-2.4%	36.2%	66.6%	3.3%	1.4%	2,032	53
180603.SZ	华夏大悦城商业REIT	ChinaAMC Joy City Shopping Center Closed REIT	2024-09-20	4.60	59.93%	3.32	4.80	-1.8%	33.3%	44.5%	3.5%	1.6%	3,247	51
180605.SZ	易方达华威农贸市场REIT	E Fund Huawei Farmers Market Closed REIT	2025-01-24	2.38	24.68%	3.03	4.92	-5.2%	25.0%	62.5%	3.5%	1.6%	1,482	0
180606.SZ	中金中国绿发商业REIT	CICC China Green Development Closed REIT	2025-06-27	2.08	30.00%	3.16	4.15	1.2%	1.0%	31.3%	3.3%	1.4%	1,530	0

32

Source: Wind, UBS. Note: Date as of 4 Jan 2026.

Comparison of public REITs, private REITs, quasi-REITs

Private REITs or income-producing real estate ABS (asset-backed security) by the SSE, is launched by SSE in 2023 and promoted by SSE in April 2024.

- Target institutional investors
- A real equity product but with higher flexibility
- **Asset classes:** all asset classes
- **Leverage:** capped at 50%
- **Use of proceeds:** no restriction

		Public REITs	Private REITs	Quasi-REITs
Product Design	Equity/debt nature	Equity (Payout if possible)		Debt (Guaranteed payment)
	Product Size	Close to asset valuation (incl. external liabilities)		80-100% of asset value
	Product structure	Flat		Structured
	Investors	Public	Eligible investors, no more than 200 people	
	External leverage	Below 28.57% (usually within 15%)	Expected no more than 50%	0%
	Cap rate	Property rights products: 4.5-5% cap rate Operating rights products: 6% IRR	At a premium to Public REITs; Property rights products: 4.2-6% cap rate	Net cash flow to cover annual interest payment
	Asset compliance	Strict	Focus on any impact on actual operation	
	Other arrangements	N/A	Potential bet-on agreement	Credit enhancement by the issuer
Financial Impact	Deleveraging	Permanently deleverage		Temporary debt reduction
	P&L	Reduce finance costs if consolidated; Record a gain/loss if off balance sheet		
	Cash recycled	Private REITs can retain higher leverage than public REITs		Cannot retain a leverage
	Proceeds usage	Clearly stated project usage	Flexibile	
	Funding cost	Dividends to shareholders + Fund management fees + Issuance fees		Corporate bond yield + ~30bps
	Financing tenor	Match the tenor of underlying assets		Usually 3 years
	Assets reconsolidation	Increase stake		Exercise rights to call
Market impact		Construction of financing platform; Allow for additional fund raising		One-off financing
Execution timeline		1 year or above	~6 months	~3 months

33

Source: Shanghai Stock Exchange, UBS

Which properties are suitable for spin-off?

- **Rmb16bn private REITs have been listed**

Private REIT name_EL	Private REIT name_CN	Ticker	IPO date	Asset type	Size (Rmb bn)	Stock Exchange
Guangzhou Panyu to Foshan Gaoming Highway Private REIT	中交广明	265813	8/6/2025	Toll Road	2.53	Shanghai
GDS Data Centre 2025 Phase 1 Private REIT	25万数1A	264635	4/24/2025	Data Centre	1.05	Shanghai
CCB Trust Social Housing Private REIT (Additional Fund Raising)	建信长租	262587	7/30/2024	Social Housing	1.17	Shanghai
CRCC Phase 1 Private REIT	TJCY01	264346	1/21/2025	Office	0.86	Shanghai
Chongqing Jiulongpo to Sichuan Yongchuan Highway Private REIT	中交九永	263956	12/24/2024	Toll Road	2.20	Shanghai
Guizhou Jiangkou to Wenan Highway Private REIT	中交安江	263083	10/30/2024	Toll Road	4.96	Shanghai
CCCG Qingxi Bridge Private REIT	中交清远	261473	1/26/2024	Toll Road	1.96	Shanghai
Yuexiu Commercial Private REIT	越秀商业	144834	12/24/2024	Office	1.41	Shenzhen
Listed Total					**16.13**	

- **Private REIT projects in the pipeline have diverse asset types**

Private REIT name_EL	Private REIT name_CN	Ticker	IPO date	Asset type	Size (Rmb bn)	Stock Exchange	Status
Guangzhou to Lianzhou Highway Private REIT				Toll Road	15.00	Shanghai	Reviewed
Beijing Capital Water Private REIT				Water Utilites	0.73	Shanghai	Reviewed
CREC Nuode Private REIT				Office/ Retail	2.56	Shanghai	Replied
Shanghai Waigaoqiao Private REIT				Industrial Park	1.90	Shanghai	Replied
Jinan Hi-Tech Private REIT				Industrial Park	0.96	Shanghai	Replied
Wuxi Eco Dev Zone National Sensor Info Industrial Park Private REIT	25传感01	265984	TBD	Industrial Park	0.66	Shanghai	Approved
Shanghai Pujiang Huanlesong Private REIT				Retail	0.67	Shanghai	Approved
Trinapower New Energy Infra Carbon-neutral Green Private REIT				New Energy	1.24	Shanghai	Replied
Xiangyu Group Industrial Park Private REIT				Industrial Park	0.60	Shanghai	Replied
Wuyue Plaza Private REIT				Retail	0.56	Shanghai	Replied
CTF WS Ascent Private REIT				Industrial Park	0.50	Shanghai	Replied
Capital Land Commercial Private REIT				Retail	3.00	Shanghai	Replied
Envision New Energy Carbon-neutral Private REIT	GC远景01	265472	TBD	New Energy	0.29	Shanghai	Approved
Xinjiang Guoxin Power Private REIT				Coal Fired Power	5.50	Shanghai	Replied
VNET Data Centre Private REIT	互联25A1	265828	TBD	Data Centre	0.86	Shanghai	Approved
Gaw Capital Private REIT				Logistic	0.87	Shanghai	Replied
Gfujian Dongbai Logistics Private REIT				Logistic	1.50	Shanghai	Replied
Pipeline Total					**37.39**		**17**

34

Source: Shanghai Stock Exchange, Shenzhen Stock Exchange, UBS

Exit channel for investors

1) Re-marketing of private REITs
2) Trading on Stock Exchange
3) Conversion to public REITs

Private REITs secondary transaction volume increased since Sept 2024

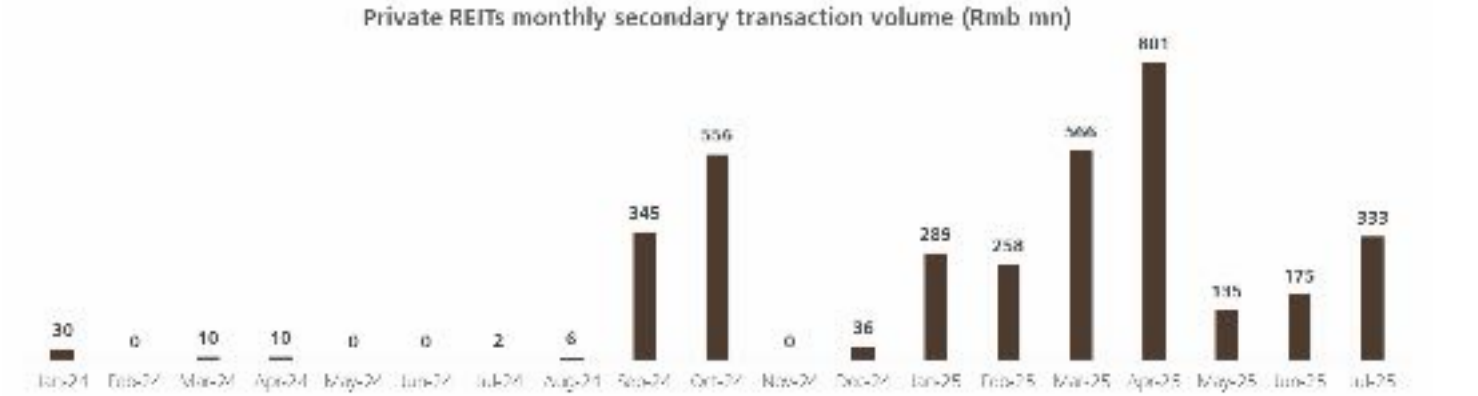

Unit price of listed private REITs secondary transaction price is above issuance price

35

Source: SSE, UBS

Private REITs market cap expected to grow from Rmb16bn today to Rmb100bn in the next 3 years

Public REITs total market cap at Rmb211bn, more than doubled compared to 2024

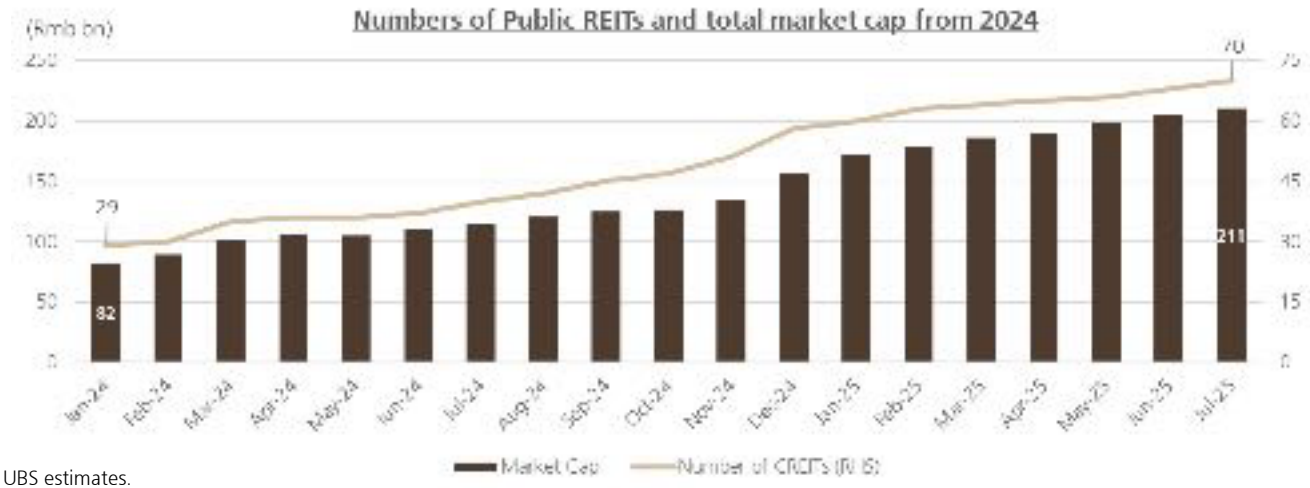

Source: Wind, UBS estimates.

Private REITs project's cap rate range is wider than public REITs

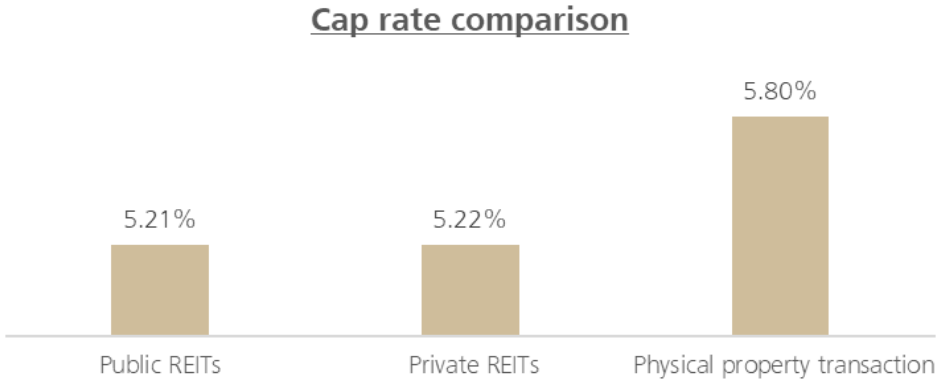

36

Source: SSE.

Buyer Profile and What They Look For

Buyers: Insurers and wealth management products after foreign capital

- Rising equities allocation from insurance companies;
- Insurers prefers high dividend yield (HDY; threshold >=4.0-4.5%) stocks.

REITs (vs physical property transaction) :

1) better liquidity (eg investors can sell partial stake in REITs),
2) risk diversification as a REIT vehicle can hold multiple assets in different location,
3) more transparency in pricing (as REITs is traded in secondary market),
4) more regulations to protect investors.

Chinese Insurance funds' equity allocation to reach Rmb9.5trn (17% of total funds) by 2029E, implying average annual cash inflow of Rmb670bn in 2024-2029

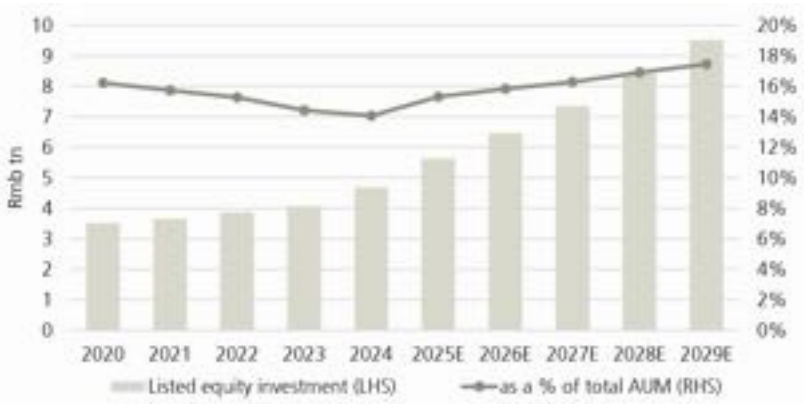

Source: NFRA, UBS estimates. Note: Includes both life and P&C insurance funds. See UBS China insurance note: UBS China Insurance Sector: APAC Focus: the trillion dollar quest for yield and flow of insurance funds.

China's commercial real estate transaction has been falling from 2019 to 2024

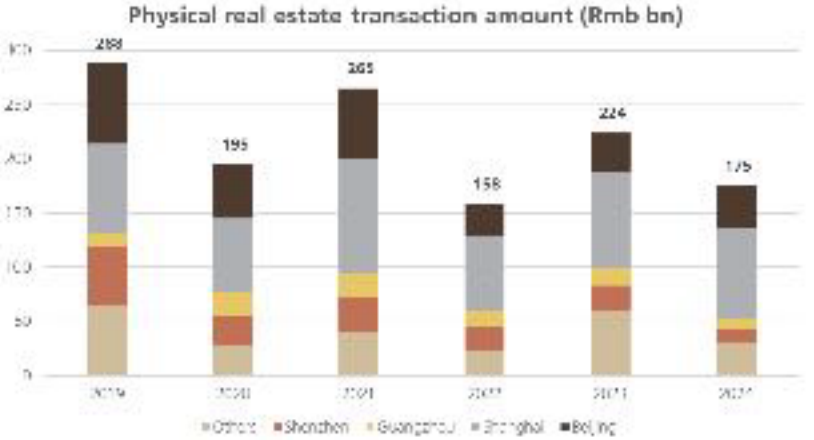

Source: Savills, UBS Research.

37

Seller Profile and What They Look For

Type 1: developers looking for capital recycling to re-invest in other regions/ assets

e.g. Hong Kong developers for debt repayment or re-invest into Hong Kong or other regions.

Type 2: business model transitioning to asset managers

Among HK and mainland China property companies, we think **CR Land, Longfor, Seazen, Hongkong Land, Link REIT, Hang Lung Properties, Kerry Properties** may be willing to sell.

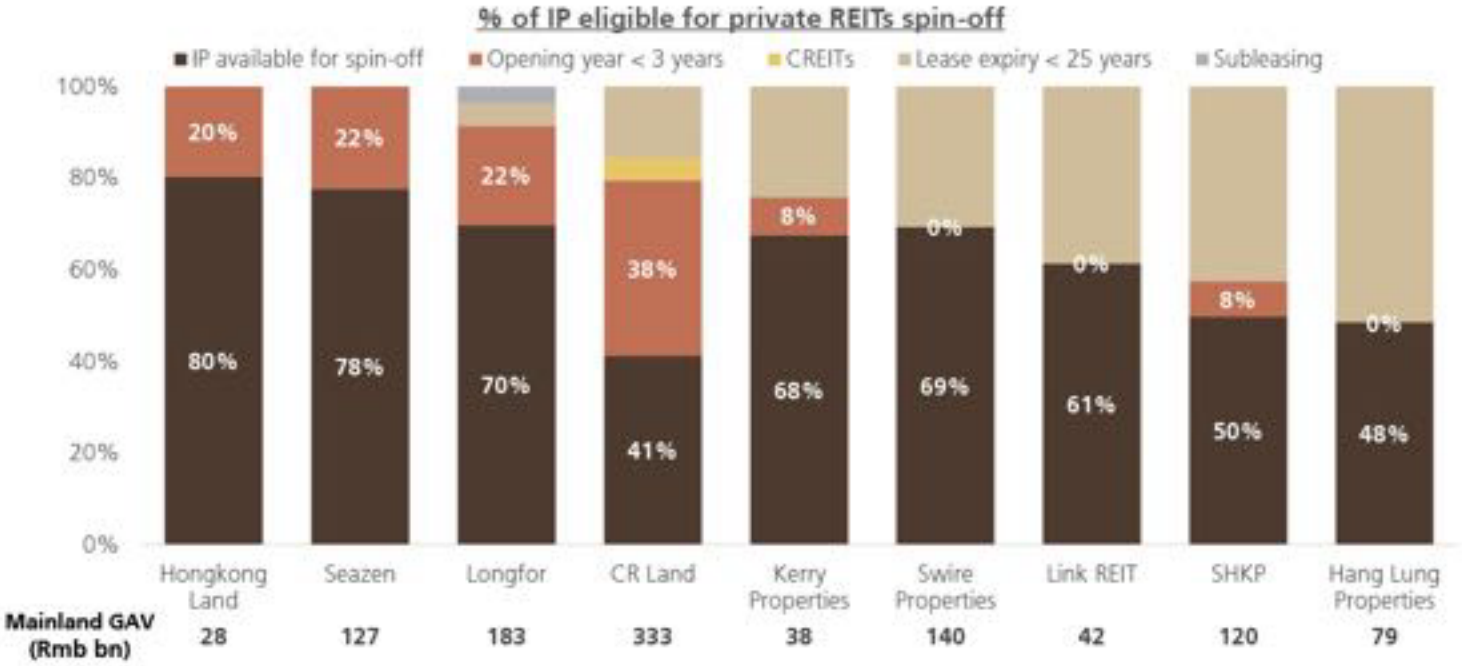

38

Source: Company data, UBSe. Note: the % is calculated based on assets valuation for Link REIT, on rental income for Longfor and Hang Lung Properties, and on GFA for other developers. The % is on attributable basis, except Longfor uses consolidated rental.

Real Estate Valuation Gap

Public REITs - compressed dividend yield and implied NOI cap rate

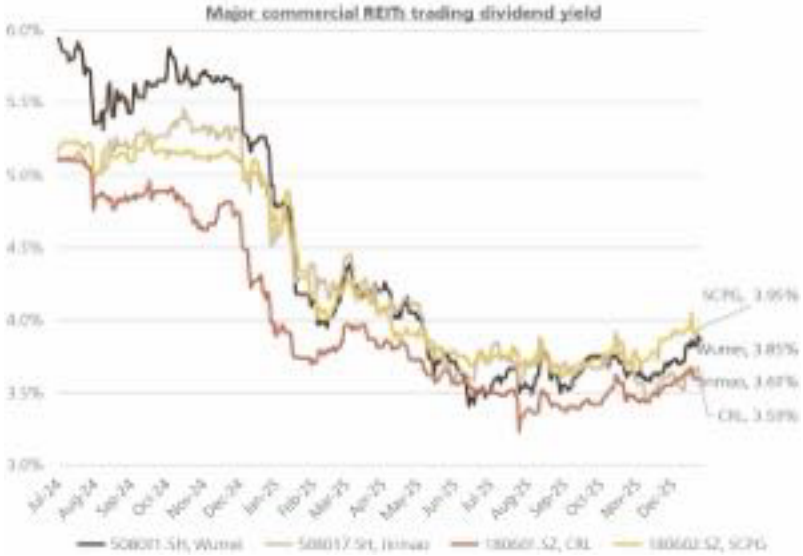

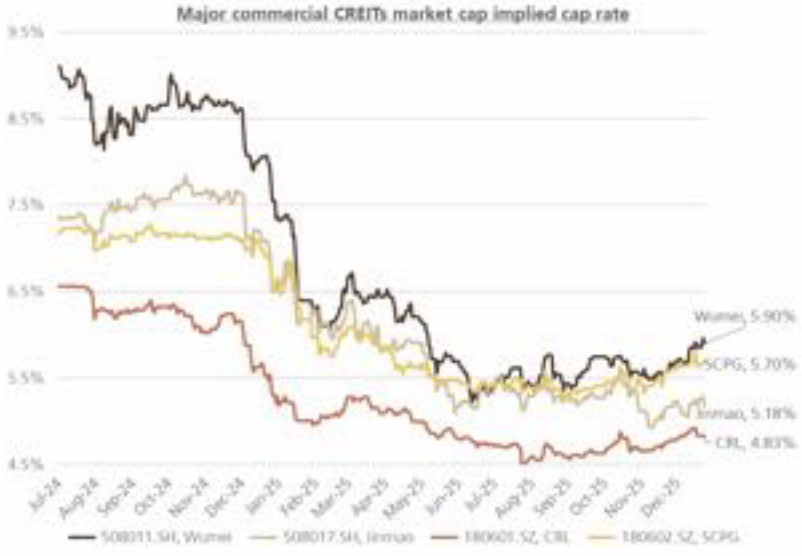

Physical property transactions - Rising cap rate

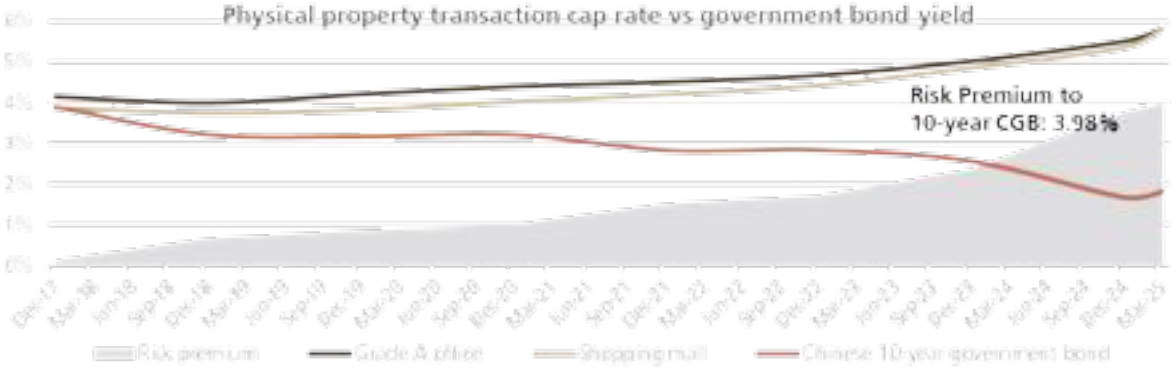

Source:
- Commercial REITs dividend yield and market cap implied cap rate are from Wind, Company data, UBS. Date as of 16 Oct 2025.
- Physical property transaction cap rate vs govt' bond yield from Cushman & Wakefield, CBRE, Wind, UBS.

39

Real Estate Valuation Gap (Cont'd)

Listed property equities – much lower valuation

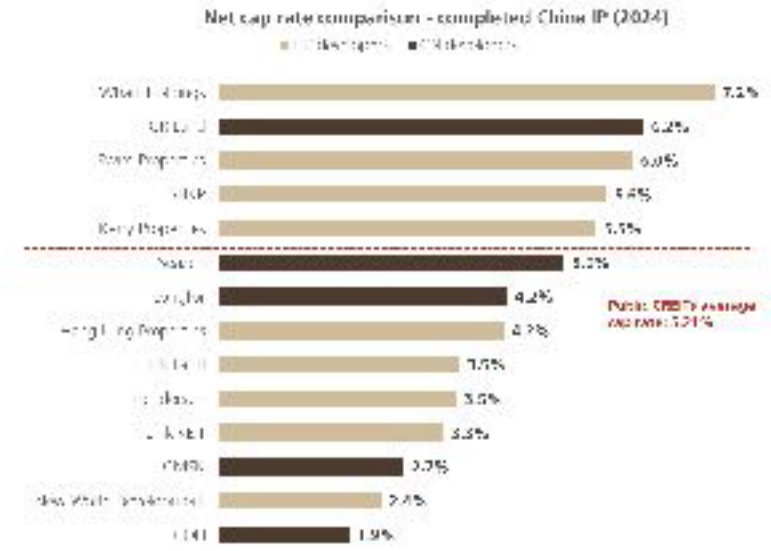

Source: Company data, UBSe. Note: date as of 30 July 2025.

Source: Company data, UBSe. Note: HK developers only include mainland China IP.
Net cap rate = Net operating income over book value.

40

Stock Implications: China property developers

Seazen (H) (BUY): increasing contribution from investment properties and declining earnings drag from residential property development.
CR Land (BUY): lower cap rate assumption and higher NAV for its IP portfolio.

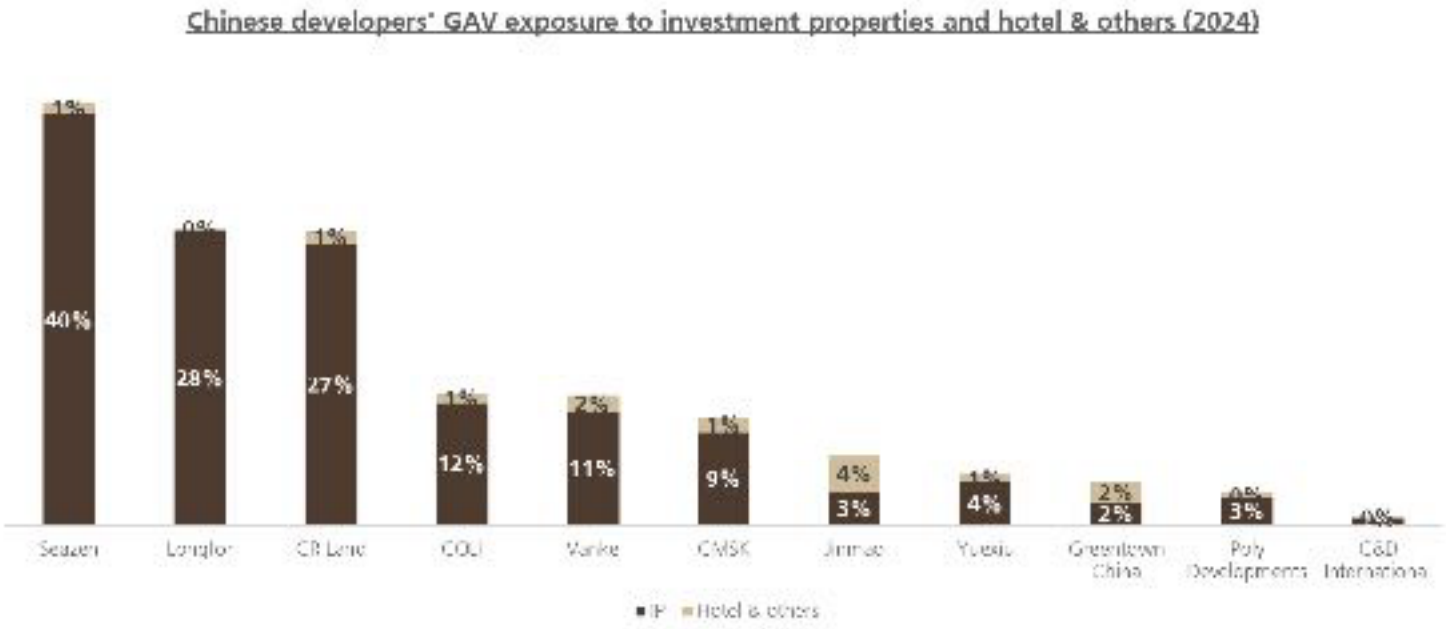

41

Source: Company data, UBSe. Others include hotels, residential for rental purpose and serviced apartments.

Stock Implication: Hong Kong property companies

Lead Analyst: Mark Leung

We recently (August 2025) upgraded price targets for **Kerry Properties, Swire Properties**, due to higher NAV estimate for their mainland assets.

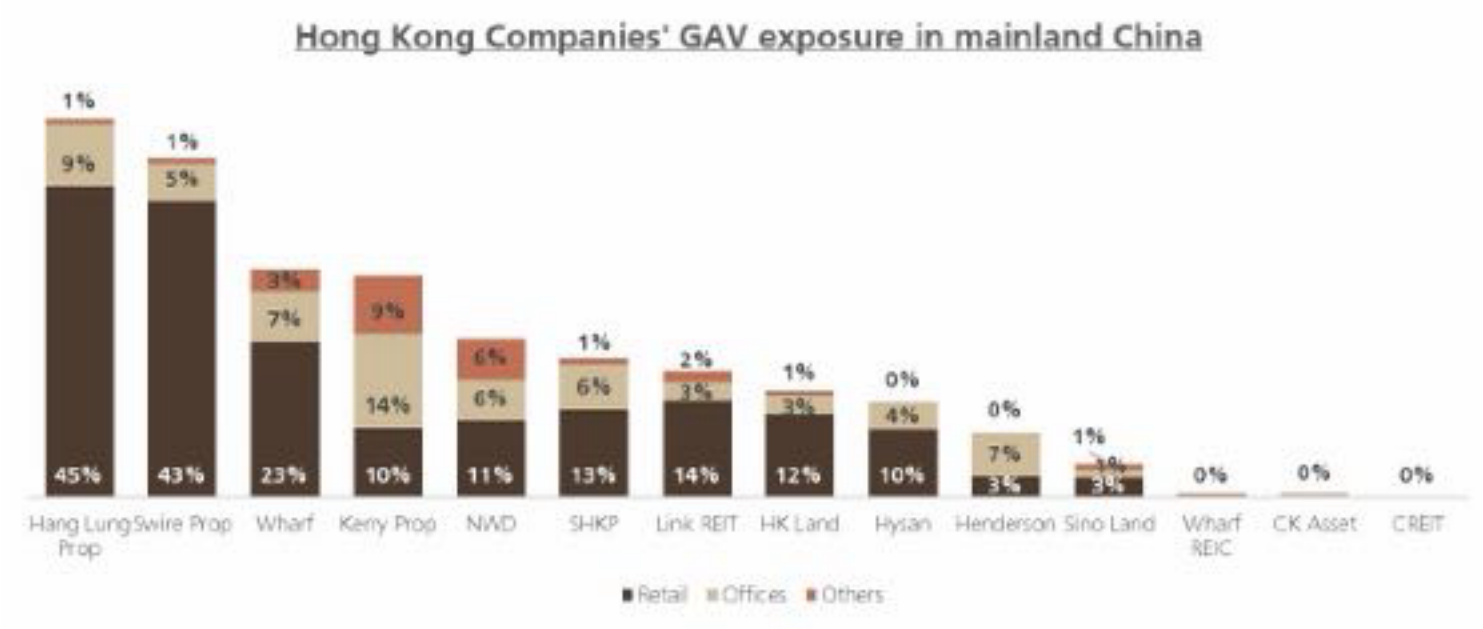

42

Source: UBS estimates. Others include hotels, residential for rental purpose and serviced apartments.

Rental Clock:
property cycle in mainland China and Hong Kong

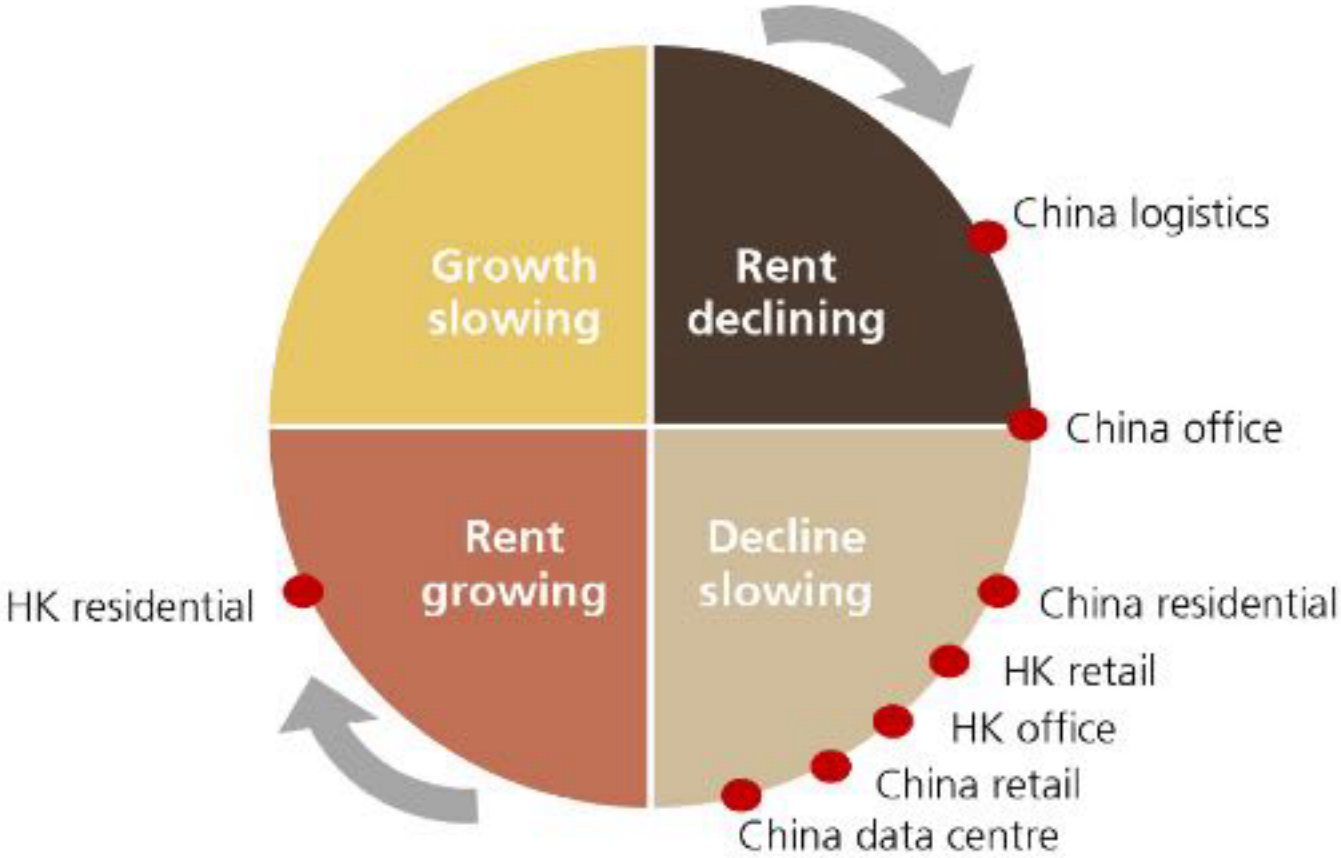

43

Note:, UBS Research.

Rental Clock Series 1

Office: Less decline expected in 2026-27E

Shanghai: office supply may peak in 2027E

Shanghai CBD office supply expected to peak in 2026

Shanghai CBD office supply vs net absorption (mn sqm)

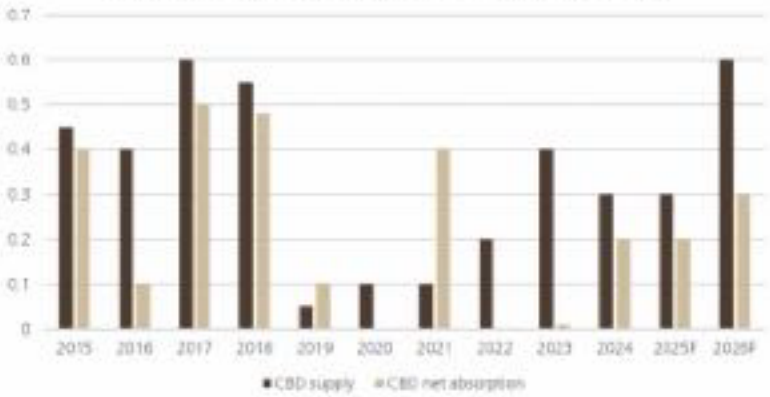

Shanghai vacancy rate may edge up to 20% in 2026E

Shanghai CBD office rental and vacancy rate

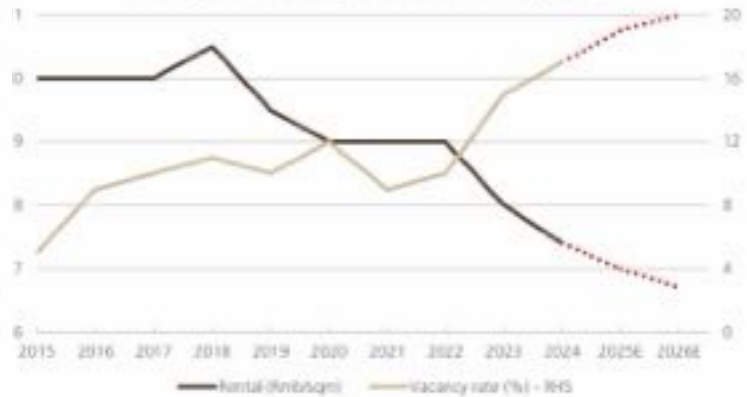

Shanghai office completion in GFA have decreased 34% in 2024 vs peak in 2021

Shanghai office new starts vs completion in GFA (sqm mn)

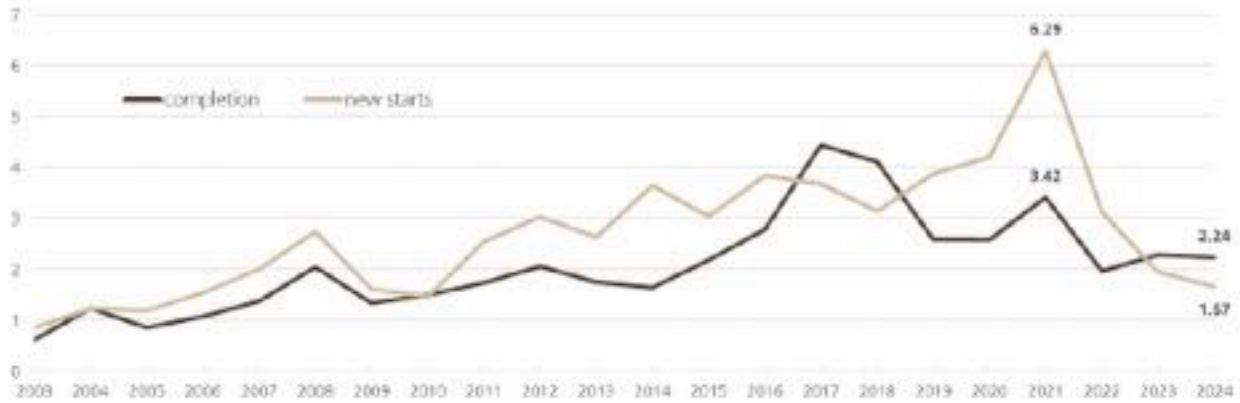

45

Source: NBS, JLL, UBS

HK: Latest office leasing sentiment slightly improved

Overall grade-A office rent returned to growth

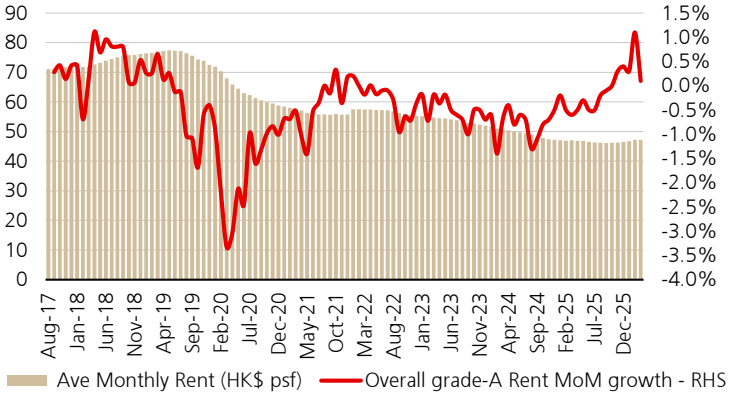

Overall grade-A office's net absorption turned positive in recent months

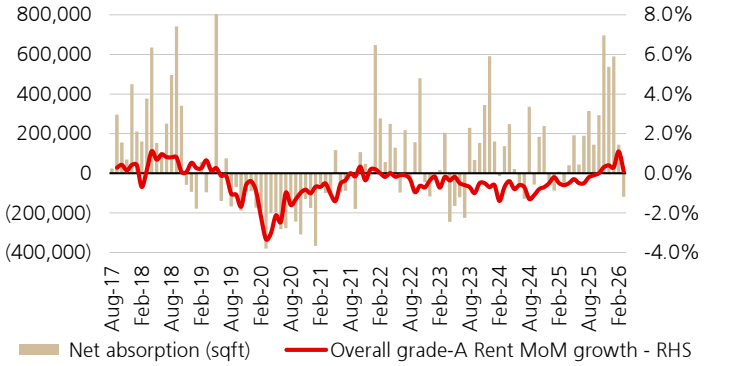

Vacancy rate has slightly edged down YTD, especially in Central

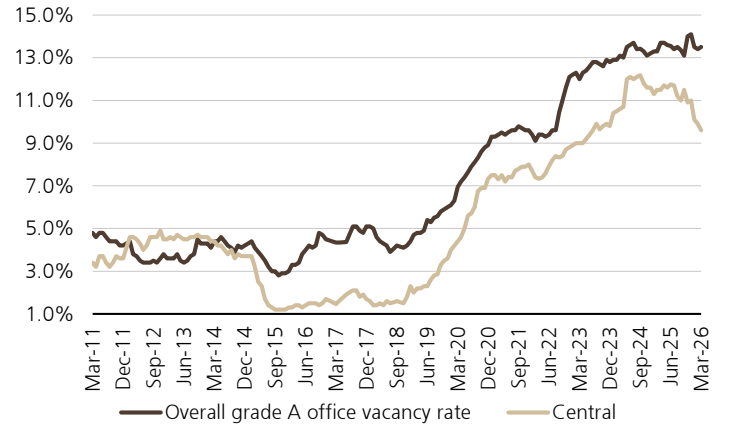

Overall grade-A office rent by region

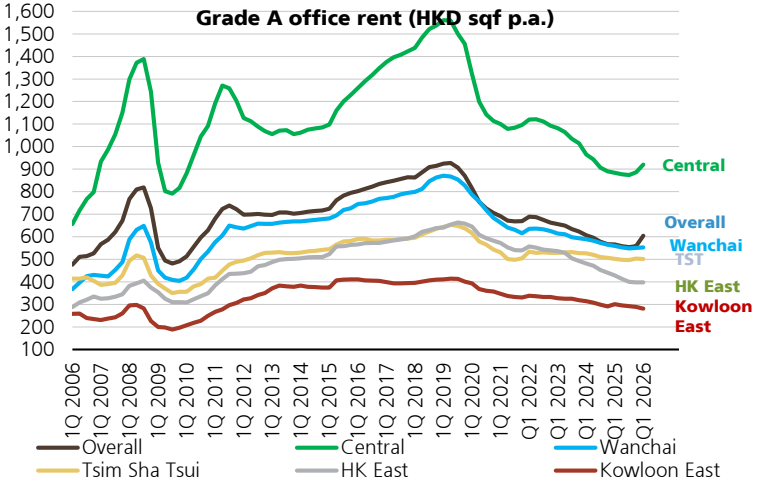

46

Source: JLL, CEIC

HK: The supply peak has finally passed

New grade-A office supply will decline rapidly

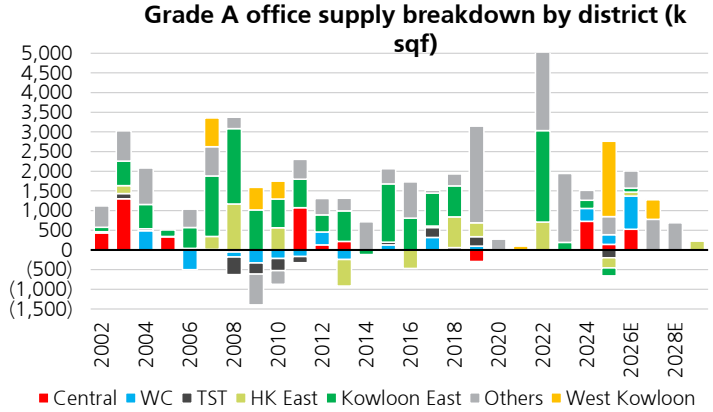

50% of new office supply was contributed by the leading office landlord in each district

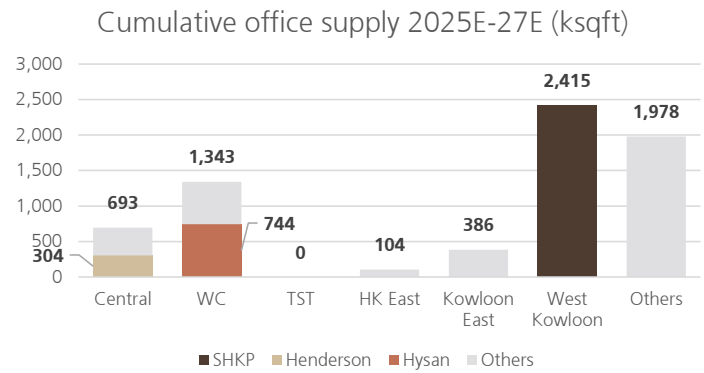

While, it could take more than 5 years to fully absorb the vacant and future supply from 2022-30E

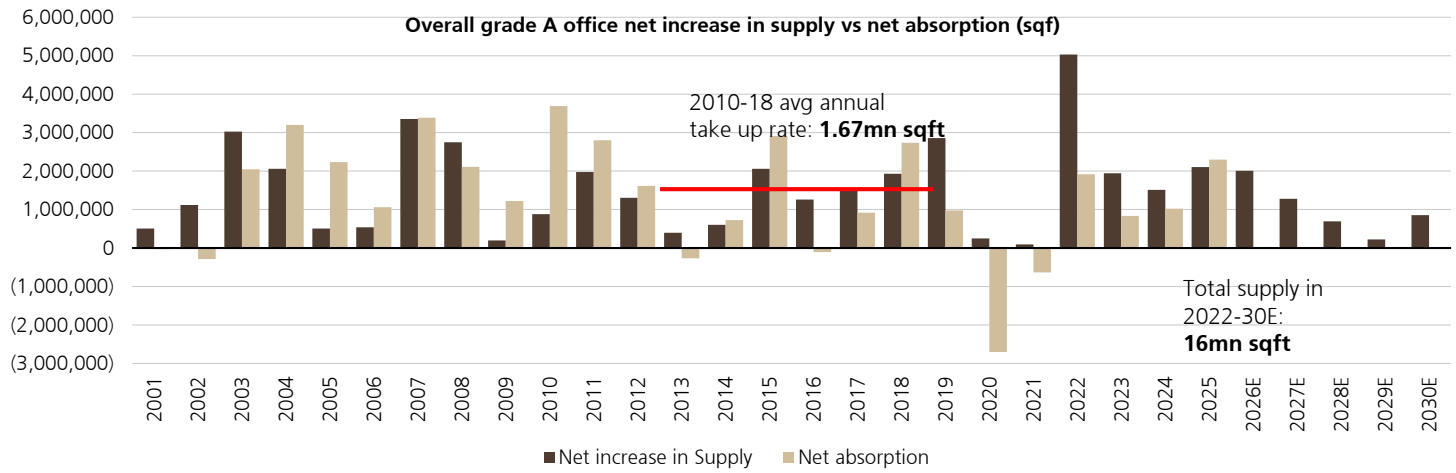

47

Source: JLL, UBS estimates

HK: Capital market recovery has supported office leasing demand

As of Aug2025, SFC licensees reached 42,833, up 4% YoY

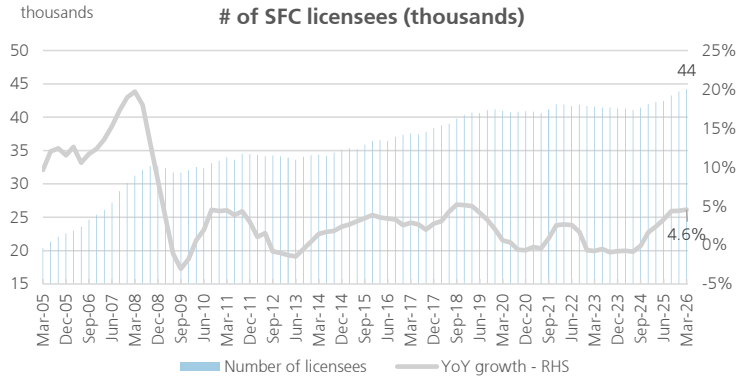

 # licensees increased 1.3k in June 2025 vs June 2024

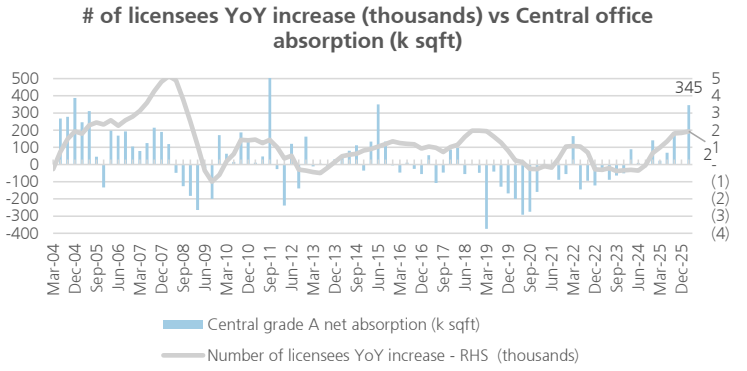

Major buy-side licensees have increased 8% YoY in Mar 2026

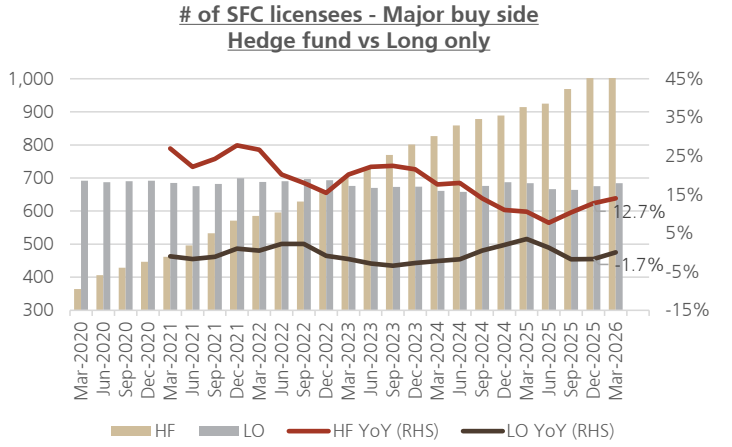

Major sell-side licensees have increased 7% YoY in Mar 2026

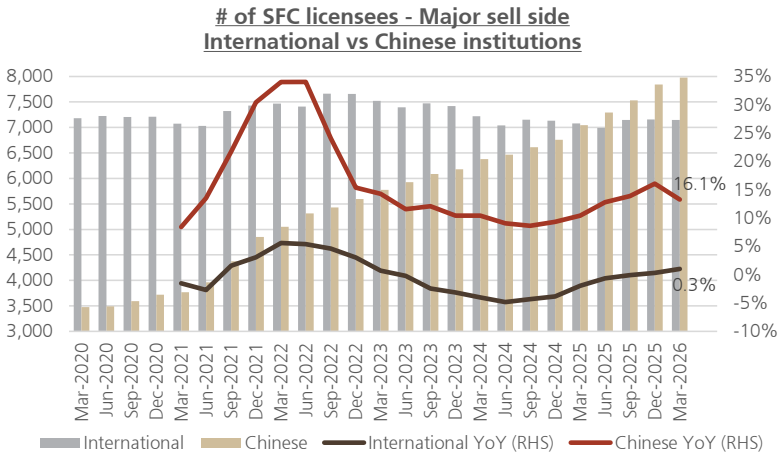

Source: SFC. Note: # of licensees include representatives and responsible officers but excludes duplicates.

Rental Clock Series 2

Retail: Signs of Recovery in Luxury Retail

Theme 1: Stock market benefits luxury retail sales

HK retail sales is highly correlated to Hang Seng Index

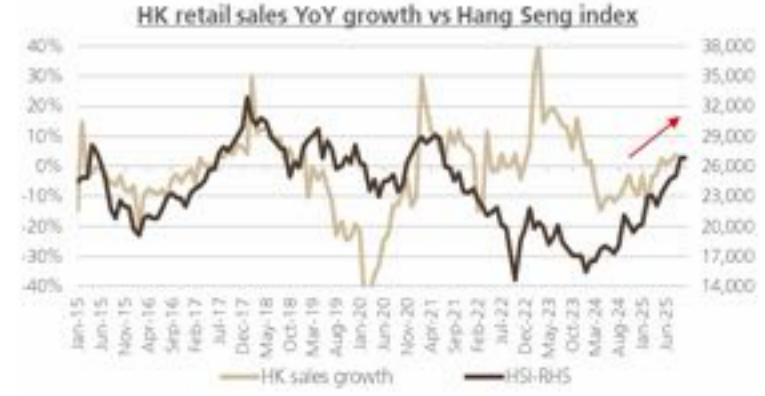

… so is HK luxury retail sales

We expect HK retail sales to be up 5% in 2026E

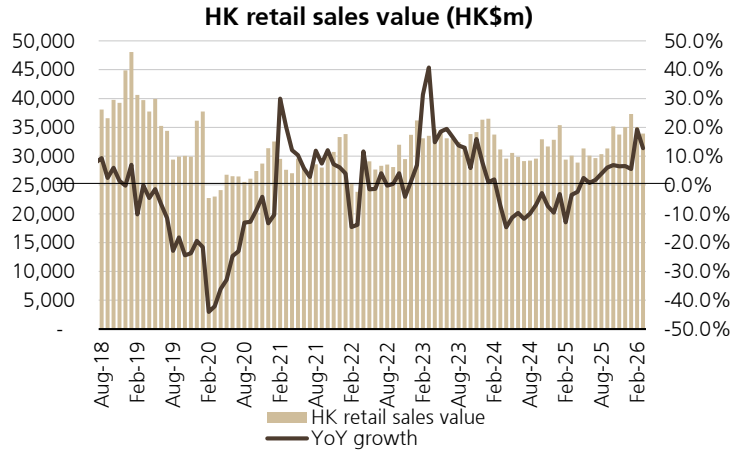

HK retail sales recovery rate remained weak vs 2018

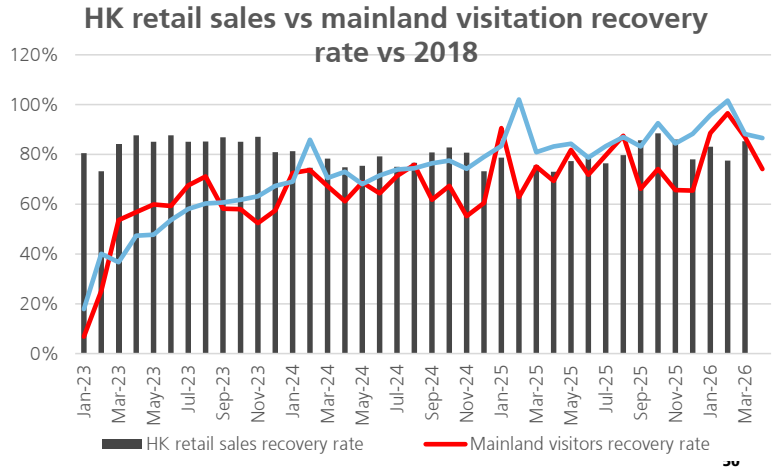

Source: CEIC, UBS. Note: luxury refers to Jewellery, Watches, Clocks & Valuable Gifts..

Theme 2: Rise of Chinese brands drives mall polarisation further

CR Mixc has the highest market share in emerging Chinese brands

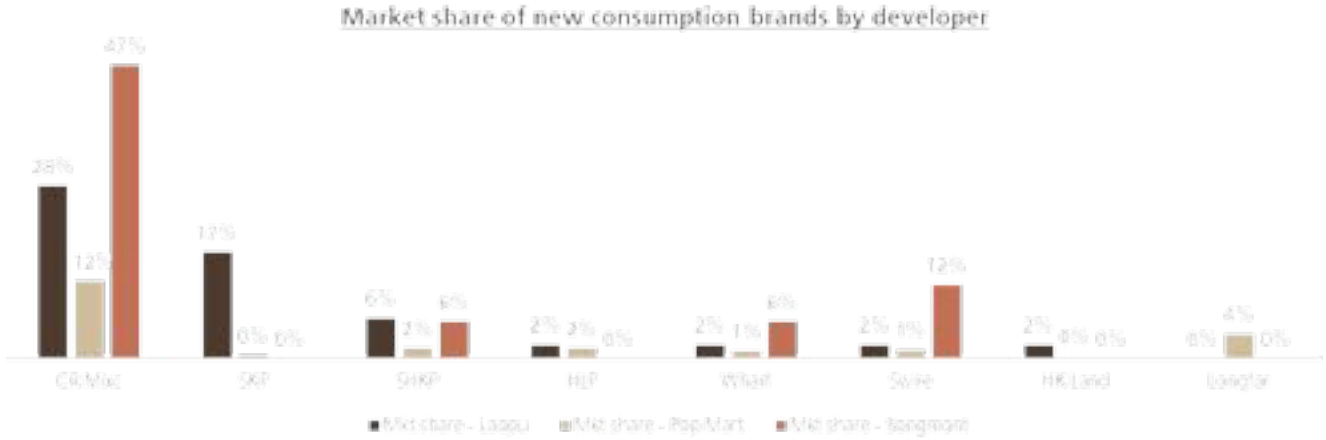

… as well as in international luxury brands

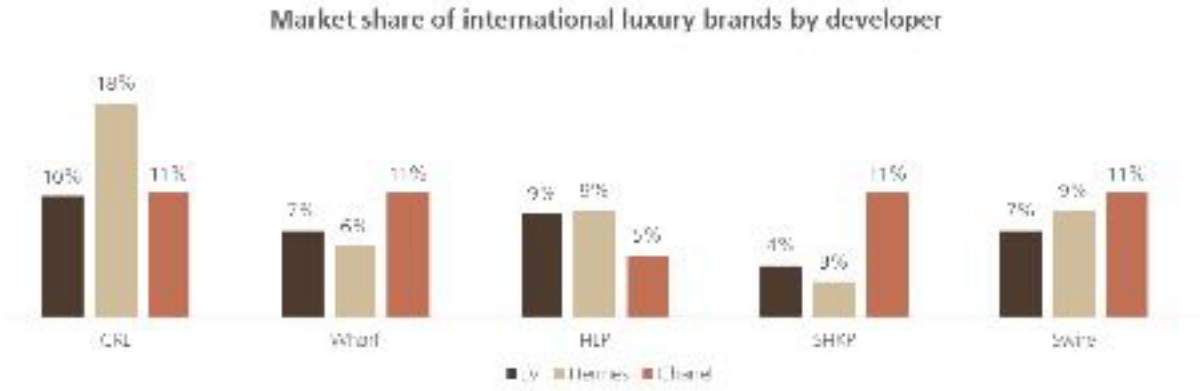

51

Source: CEIC, company data, UBS. Note: luxury refers to Jewellery, Watches, Clocks & Valuable Gifts..

Theme 3: Equalisation of mainland China vs HK retail property

Luxury goods are 12% less expensive in HK than in mainland with instant tax refund in mainland China

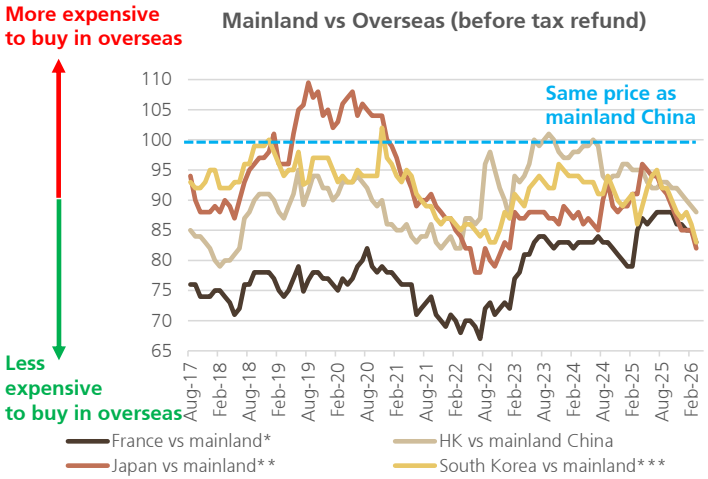

Rising penetration from Chinese e-commerce platform in HK

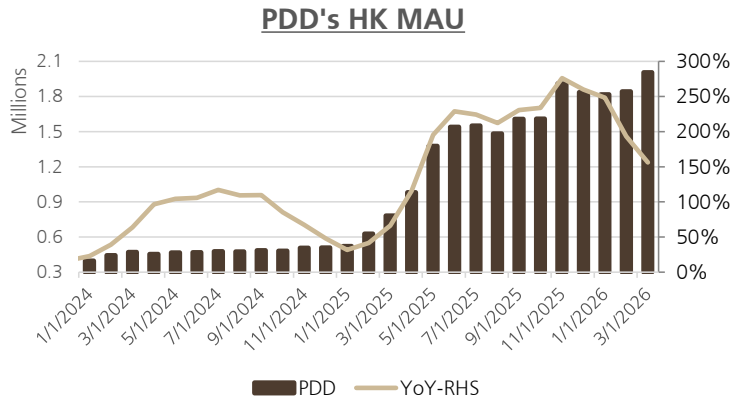

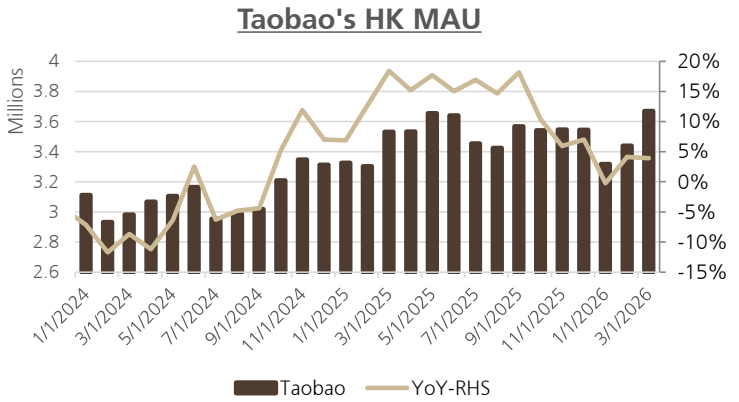

Source: UBS Evidence Lab. Note: indexed to mainland China = 100.

Section 2

Hong Kong Property Sector

Valuation comps

						Trading NAV disc						Trading div yield						Trading yield spread					
	RIC code	Rating	Price target	Current price (LC)	Up/downside (%)	Trading NAV disc	Avg since 2010	Pre-social unrest peak	Pre-COVID peak	GFC trough	AFC trough	Trading div yield (FY26E)	Avg since 2010	Pre-social unrest peak	Pre-COVID peak	GFC trough	AFC trough	Trading yield spread (FY26E)	Avg Since 2010	Pre-social unrest peak	Pre-COVID peak	GFC trough	AFC trough
Developers																							
SHKP	0016.hk	Neutral	143.80	139.80	3%	37%	40%	33%	37%	45%	68%	2.8%	4.2%	3.4%	3.9%	7.2%	9.2%	-1.5%	1.6%	0.6%	1.8%	1.6%	3.8%
NWD	0017.hk	Sell	4.00	9.48	-58%	45%	51%	36%	39%	65%	73%	0.0%	5.4%	3.7%	4.1%	7.1%	13.8%	0.0%	2.8%	0.9%	2.0%	3.6%	8.4%
Kerry Prop	0683.hk	Buy	27.60	24.58	12%	62%	56%	36%	48%	71%	87%	5.5%	5.8%	3.9%	4.6%	8.2%	21.4%	1.2%	3.2%	0.9%	2.5%	4.5%	16.6%
Wharf	0004.hk	Sell	16.30	28.08	-42%	49%	59%	29%	53%	NA	NA	1.4%	2.2%	1.8%	3.2%	NA	NA	-2.8%	-1.0%	-0.8%	1.4%	NA	NA
CK Asset	1113.hk	Buy	62.00	51.10	21%	50%	42%	25%	42%	NA	NA	3.5%	4.5%	2.6%	3.5%	NA	NA	-0.8%	1.9%	-0.1%	1.5%	NA	NA
Henderson	0012.hk	Neutral	30.50	33.96	-10%	28%	38%	34%	37%	58%	59%	3.7%	4.6%	3.0%	4.0%	4.4%	10.8%	-0.5%	2.0%	0.3%	1.9%	1.4%	5.2%
Sino Land	0083.hk	Buy	14.30	12.93	11%	37%	45%	36%	40%	62%	83%	4.5%	5.2%	3.8%	4.3%	7.2%	13.1%	0.2%	2.6%	1.0%	2.2%	3.6%	7.3%
Weighted avg						**40%**	**43%**	**32%**	**40%**	**51%**	**62%**	**3.2%**	**4.4%**	**3.1%**	**3.9%**	**6.8%**	**10.5%**	**-1.0%**	**1.7%**	**0.4%**	**1.8%**	**2.4%**	**5.5%**
Landlords																							
LINK	0823.hk	Buy	47.20	41.18	15%	NA	NA	NA	NA	NA	NA	6.1%	4.9%	3.0%	3.1%	6.6%	NA	1.8%	2.3%	0.5%	1.0%	3.9%	NA
MTRC	0066.hk	Sell	25.00	34.12	-27%	0%	21%	16%	0%	32%	NA	3.8%	3.8%	2.5%	2.4%	3.0%	NA	-0.4%	1.2%	-1.6%	-1.5%	-0.9%	NA
HK Land	HKLD.SI	Buy	10.60	8.39	26%	44%	40%	31%	36%	52%	75%	3.2%	3.9%	2.8%	3.5%	7.7%	12.4%	-1.1%	1.3%	-0.2%	1.4%	5.2%	7.4%
Hang Lung Prop	0101.hk	Neutral	9.60	9.01	7%	58%	41%	31%	39%	50%	70%	5.8%	4.9%	3.6%	4.0%	4.4%	12.7%	1.6%	2.3%	0.9%	1.9%	1.8%	7.3%
Wharf REIC	1997.hk	Neutral	23.00	26.00	-12%	NA	NA	NA	NA	NA	NA	5.4%	4.8%	3.1%	3.9%	NA	NA	1.1%	1.9%	0.0%	1.9%	NA	NA
Hysan	0014.hk	Neutral	22.40	20.34	10%	45%	46%	38%	42%	63%	82%	5.3%	5.2%	3.1%	3.8%	6.0%	17.3%	1.1%	2.6%	0.1%	1.7%	3.0%	12.2%
Swire Prop	1972.hk	Buy	29.60	25.42	16%	53%	44%	24%	23%	NA	NA	4.8%	4.1%	2.5%	2.7%	NA	NA	0.5%	1.4%	-0.5%	0.7%	NA	NA
CREIT	2778.hk	Neutral	2.30	2.46	-7%	NA	NA	NA	NA	NA	NA	5.3%	5.8%	4.1%	4.3%	18.8%	NA	1.1%	3.1%	1.5%	2.3%	15.8%	NA
Weighted avg						**49%**	**42%**	**29%**	**32%**	**53%**	**75%**	**4.5%**	**4.3%**	**2.8%**	**3.1%**	**5.6%**	**12.9%**	**0.3%**	**1.6%**	**-0.4%**	**0.5%**	**2.5%**	**7.9%**

Most preferred → Least preferred

Developer Ticker	Sino 0083.HK	CK Asset 1113.HK	Kerry 0683.HK	Henderson 0012.HK	SHKP 0016.HK	NWD 0017.HK	Wharf 0004.HK
Share price	13.00	51.20	25.00	34.00	143.30	9.55	28.14
Rating	**Buy**	**Buy**	**Buy**	**Neutral**	**Neutral**	**Sell**	**Sell**
PT	**14.30**	**62.00**	**27.60**	**30.50**	**143.80**	**4.00**	**16.30**
% upside	**10%**	**21%**	**10%**	**-10%**	**0%**	**-58%**	**-42%**
26E P/E	25.7	11.0	17.7	19.6	17.9	-11.7	21.0
26E P/BV	0.71	0.44	0.35	0.51	0.66	0.14	0.57
26E yield	4.5%	3.5%	5.4%	3.7%	2.7%	0.0%	1.4%

Most preferred → Least preferred

Landlord Ticker	LINK 0823.HK	Swire Prop 1972.HK	HK Land HKLD.SI	CREIT 2778.HK	HLP 0101.HK	Hysan 0014.HK	Wharf REIC 1997.HK	MTRC 0066.HK
Share price	41.18	25.42	8.39	2.44	9.01	20.34	26.00	34.12
Rating	**Buy**	**Buy**	**Buy**	**Neutral**	**Neutral**	**Neutral**	**Neutral**	**Sell**
PT	**47.20**	**29.60**	**10.60**	**2.30**	**9.60**	**22.40**	**23.00**	**25.00**
% upside	**15%**	**16%**	**26%**	**-6%**	**7%**	**10%**	**-12%**	**-27%**
26E P/E	15.6	19.6	31.6	20.3	14.4	11.2	11.6	12.7
26E P/BV	0.67	0.55	0.65	0.34	0.35	0.32	0.43	1.06
26E yield	6.1%	4.8%	3.2%	5.4%	5.8%	5.3%	5.4%	3.8%

54

Note: Above prices as of 12 May 2026. Source: Company data, Thomson Reuters Eikon, UBS estimates

Sector key forecast

	2013	2014	2015	2016	2017	2018	2019	2020	2021	2022	2023	2024	2025	2026E
Residential														
CCL YoY (from beginning to end of year)	**3%**	**11%**	**3%**	**8%**	**13%**	**6%**	**2%**	**-1%**	**6%**	**-15%**	**-5%**	**-7%**	**5%**	**+5%-10%**
Grade-A office														
Rental trend YoY (from beginning to end of year)	**1%**	**2%**	**11%**	**5%**	**3%**	**6%**	**-5%**	**-19%**	**-5%**	**-4%**	**-6%**	**-9%**	**-2%**	**Flat**
Central rent	-1%	3%	13%	10%	6%	8%	-5%	-24%	-2%	-2%	-7%	-12%	0%	**+3% to +5%**
Overall vacancy rate	**4.3%**	**4.1%**	**3.1%**	**4.5%**	**5.1%**	**4.2%**	**6.0%**	**8.9%**	**9.6%**	**12.1%**	**12.9%**	**13.1%**	**14.1%**	**Mid to high teens**
Central vacancy rate	4.6%	3.7%	1.2%	1.7%	1.7%	1.8%	3.6%	7.3%	8.0%	8.8%	9.9%	11.6%	11.0%	**Low teens**
Retail														
Rental trend YoY (from beginning to end of year)														
Overall prime	**5%**	**1%**	**1%**	**-1%**	**-1%**	**2%**	**-6%**	**-32%**	**-2%**	**-5%**	**3%**	**-2%**	**-9%**	**Low single digit**
Premium prime	6%	1%	1%	-1%	0%	2%	-6%	-35%	-4%	-7%	4%	-2%	-10%	
High street	4%	0%	-23%	-18%	-10%	2%	-18%	-37%	-7%	-11%	15%	1%	-2%	
Prime vacancy rate	2.5%	2.0%	1.3%	1.8%	2.8%	3.7%	3.5%	5.4%	4.1%	7.4%	8.9%	8.7%	9.7%	
HK retail sales YoY	**11%**	**0%**	**-4%**	**-8%**	**2%**	**9%**	**-11%**	**-24%**	**8%**	**-1%**	**16%**	**-7%**	**1%**	**~+5%**

Most preferred → Least preferred

Developer	Sino	CK Asset	Kerry	Henderson	SHKP	NWD	Wharf
Ticker	0083.HK	1113.HK	0683.HK	0012.HK	0016.HK	0017.HK	0004.HK
Share price	13.00	51.20	25.00	34.00	143.30	9.55	28.14
Rating	**Buy**	**Buy**	**Buy**	**Neutral**	**Neutral**	**Sell**	**Sell**
PT	**14.30**	**62.00**	**27.60**	**30.50**	**143.80**	**4.00**	**16.30**
% upside	**10%**	**21%**	**10%**	**-10%**	**0%**	**-58%**	**-42%**
26E P/E	25.7	11.0	17.7	19.6	17.9	-11.7	21.0
26E P/BV	0.71	0.44	0.35	0.51	0.66	0.14	0.57
26E yield	4.5%	3.5%	5.4%	3.7%	2.7%	0.0%	1.4%

Most preferred → Least preferred

Landlord	LINK	Swire Prop	HK Land	CREIT	HLP	Hysan	Wharf REIC	MTRC
Ticker	0823.HK	1972.HK	HKLD.SI	2778.HK	0101.HK	0014.HK	1997.HK	0066.HK
Share price	41.18	25.42	8.39	2.44	9.01	20.34	26.00	34.12
Rating	**Buy**	**Buy**	**Buy**	**Neutral**	**Neutral**	**Neutral**	**Neutral**	**Sell**
PT	**47.20**	**29.60**	**10.60**	**2.30**	**9.60**	**22.40**	**23.00**	**25.00**
% upside	**15%**	**16%**	**26%**	**-6%**	**7%**	**10%**	**-12%**	**-27%**
26E P/E	15.6	19.6	31.6	20.3	14.4	11.2	11.6	12.7
26E P/BV	0.67	0.55	0.65	0.34	0.35	0.32	0.43	1.06
26E yield	6.1%	4.8%	3.2%	5.4%	5.8%	5.3%	5.4%	3.8%

55

Source: CEIC, UBS estimates, JLL

Residential: returning emigrants are a potential new demand catalyst

During 2020-25, about 321,000 HK residents emigrated to UK, Taiwan and Canada

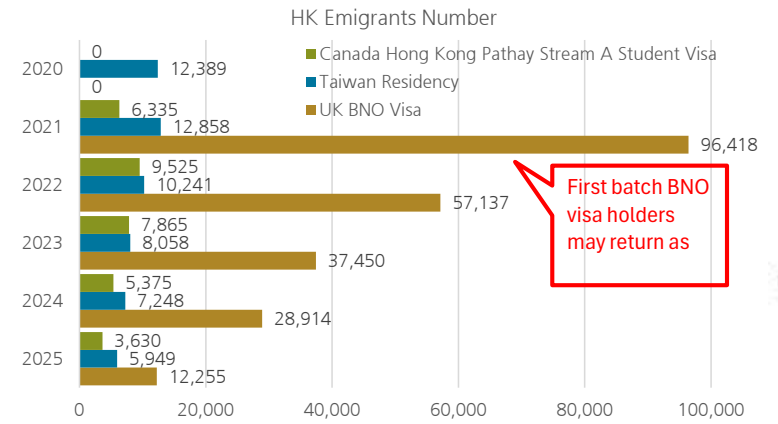

About 30% of BNO visa holders did not secure a job

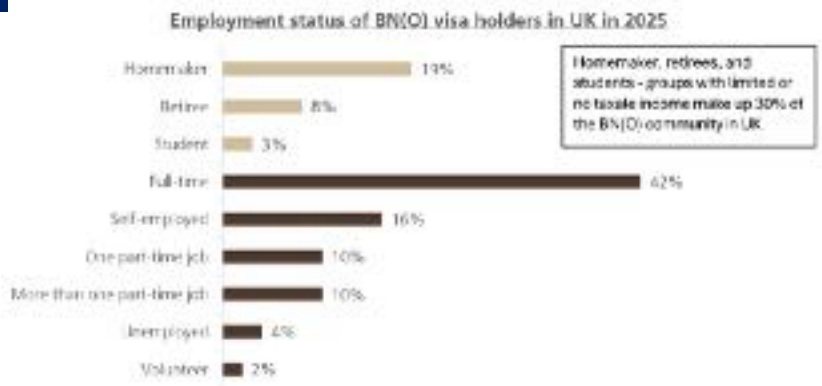

Strong population inflow to drive residential rents, due to talent, dependents, and non-local students inflow

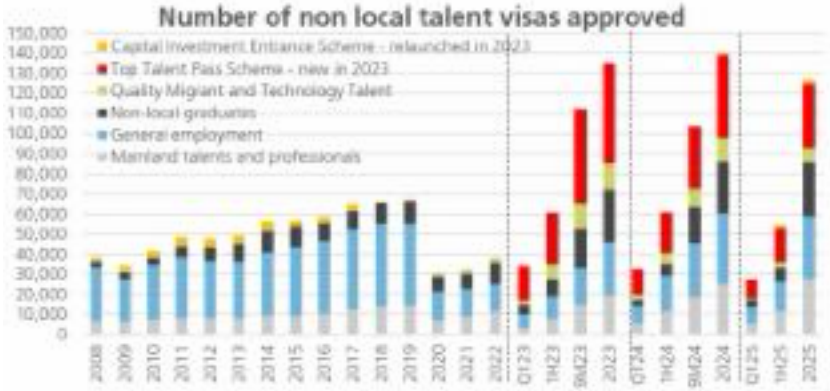

Non-local student enrolments to continue growing to at least 140,000 by 2029/30E, up 48% from current level

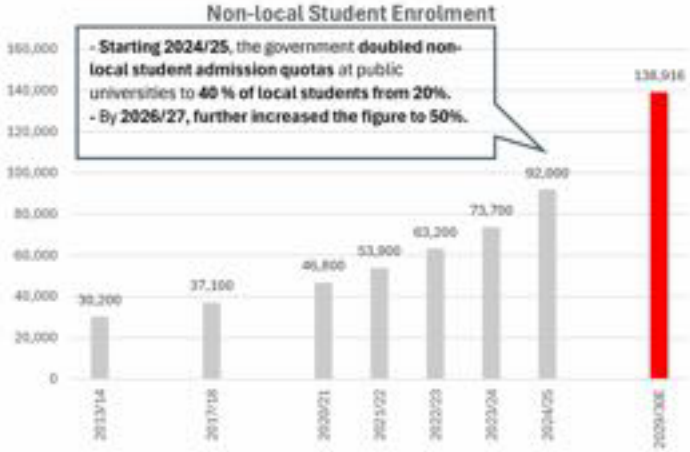

Source: Midland, Centaline, UBS

Purchase sentiment has recovered despite a modest positive carry

The latest gross residential rental yield reached 3.5% vs. new mortgage cost of 3.2%

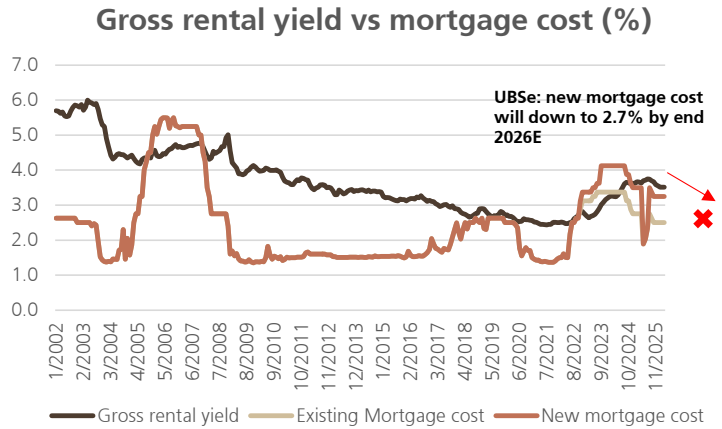

HK residential transaction volume and prices increased by 9%/5% in Q126 QoQ

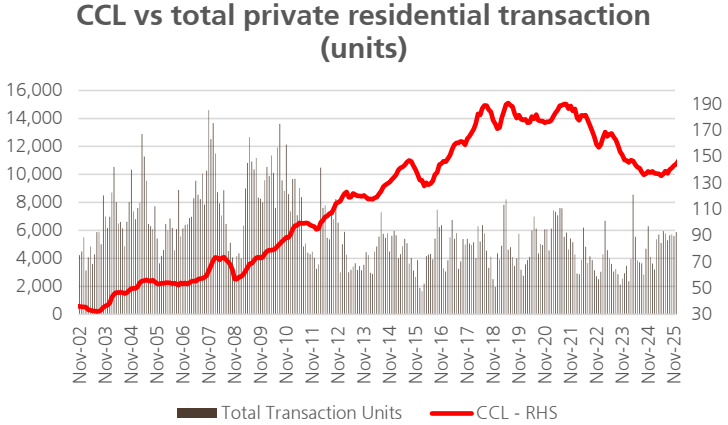

Residential rent was up 6% YoY in Mar 2026, already at historical high

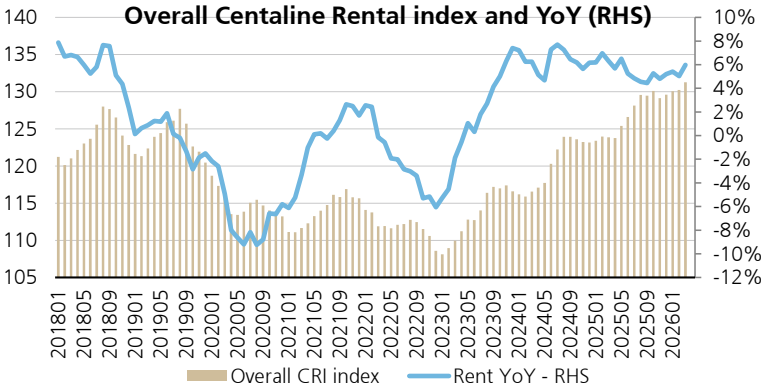

Latest 1m HIBOR reached 2.44%

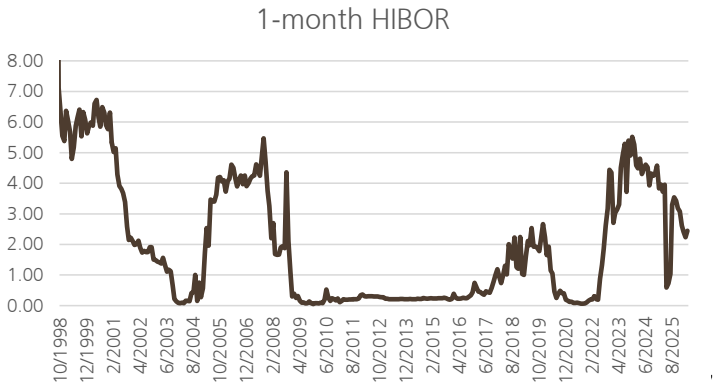

Source: Midland, Centaline, UBS

Destocking has been completed and declining supply in medium-run

High near-term supply is a concern – we estimate near-term saleable resources to fall from c.46k units in 2025 to c.34k units in 2026

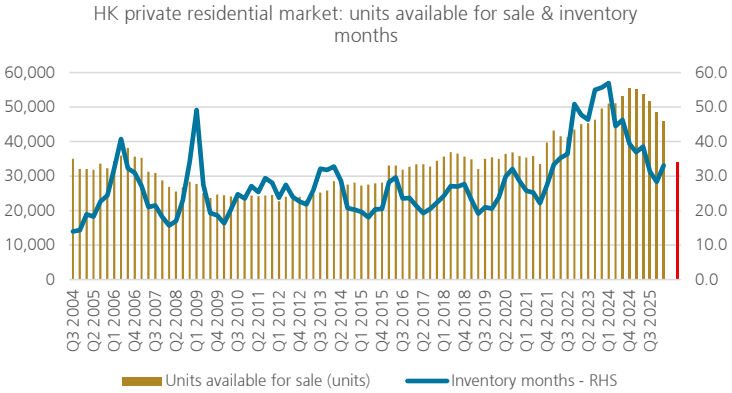

It requires less than 30 months of inventory months to stabilize the price

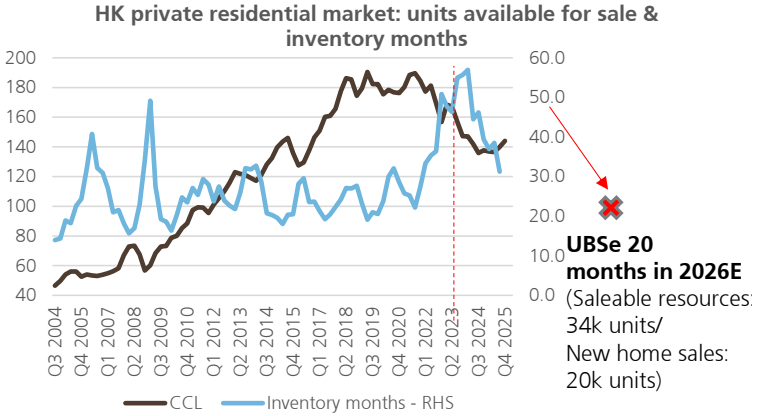

We expect annual housing supply for private housing to decline 36% over 2024-29E

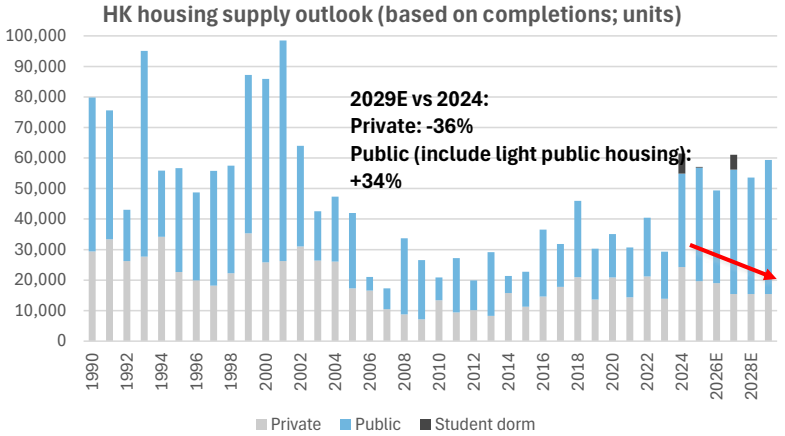

Total residential supply is also declining

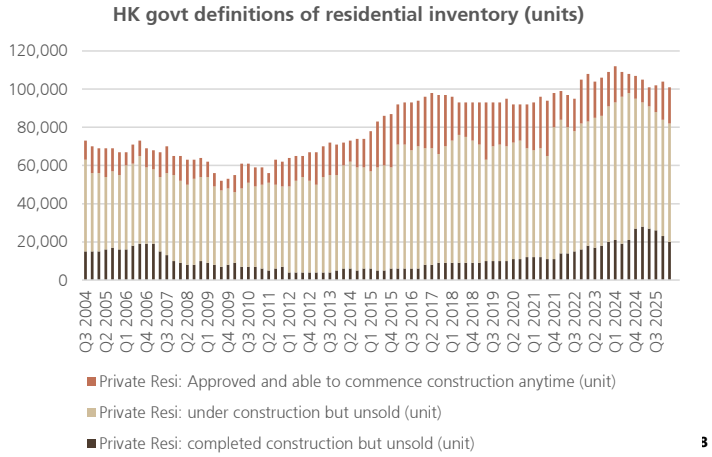

Source: UK Home Office, Government of Canada, HK Housing Bureau, HK Development Bureau, UBS estimates, CEIC

Retail sales has recently rebounded

We expect HK retail sales to be up 5% in 2026E

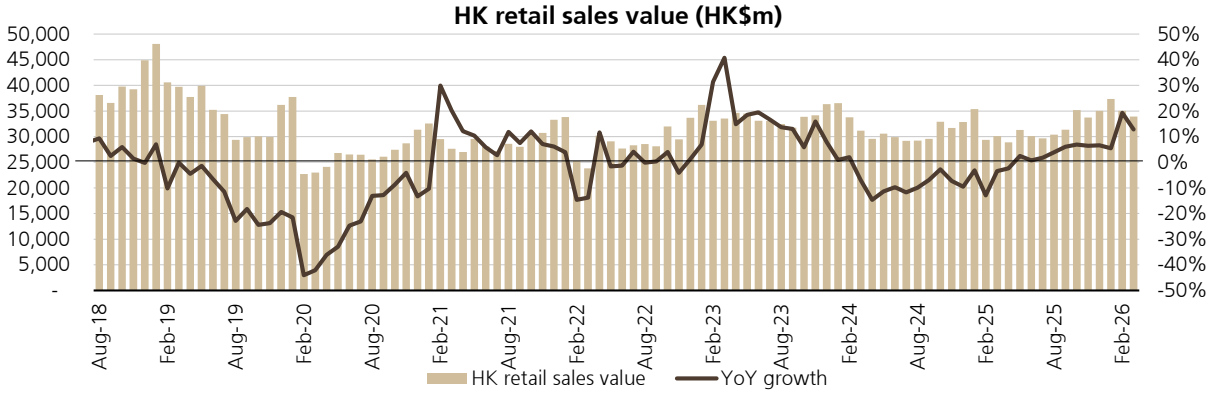

HK retail sales recovery rate remained weak vs 2018

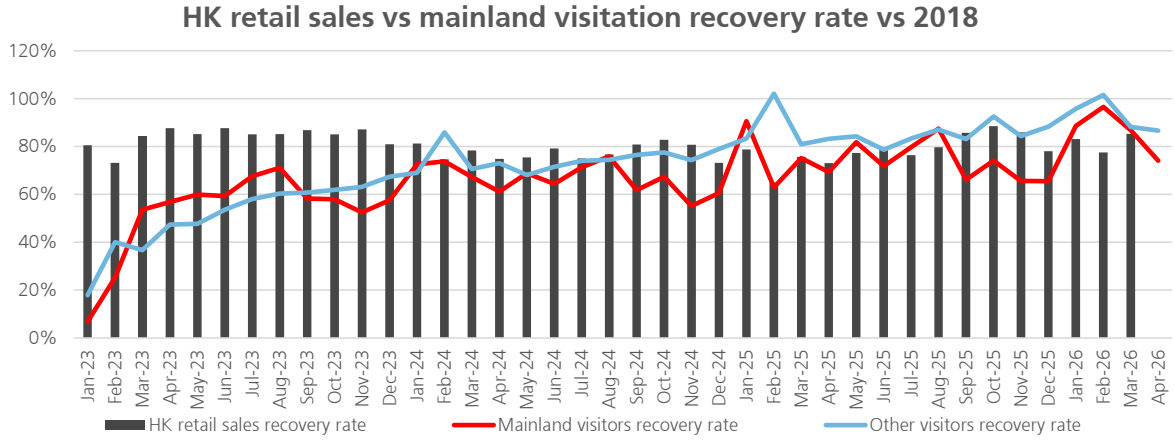

59

HK retail sales was up 12% YTD

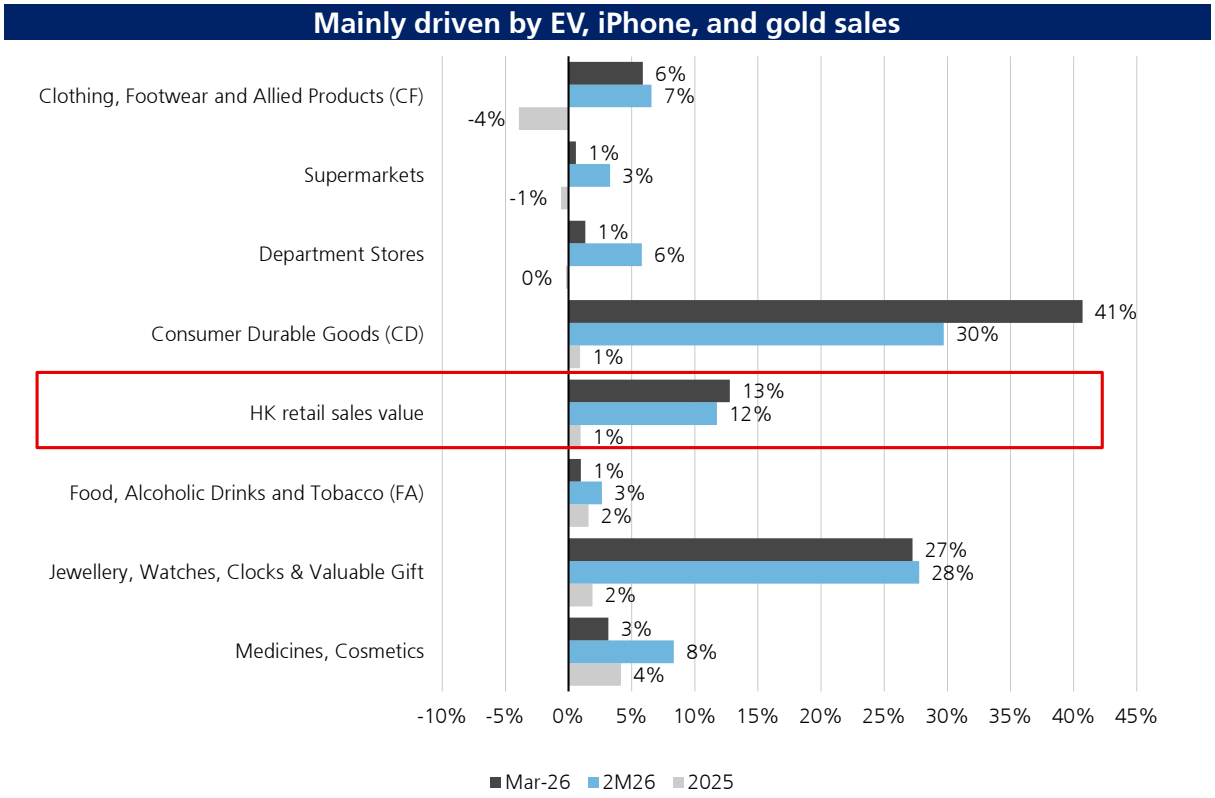

Source: CEIC

60

The pro-longed Middle East conflict may result in fewer overnight visitors, hence lower the per capita spending

We expect fewer visitors arrival from airport may be a negative for tourist district malls due to weaker per capita spending. In contrast, we see more local retail spending be contained.

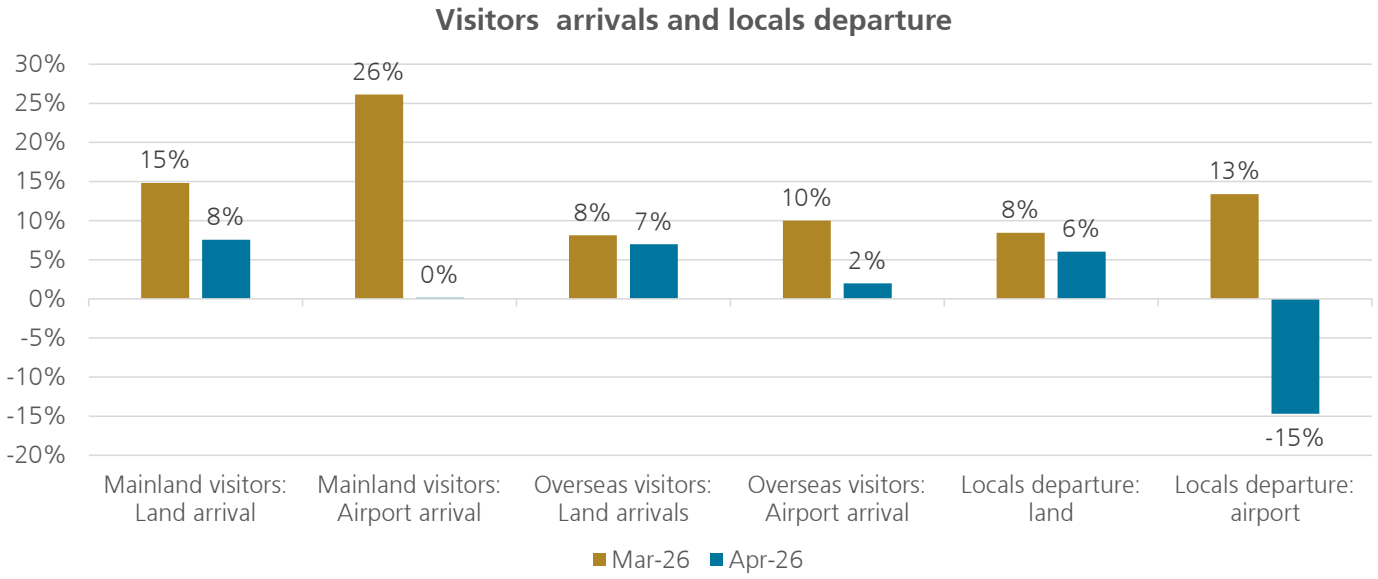

Source: CEIC

61

The pro-longed Middle East conflict may result in fewer overnight visitors, hence lower the per capita spending (2)

Per capita spending for same-day mainland visitors was 40% lower compared to 2019

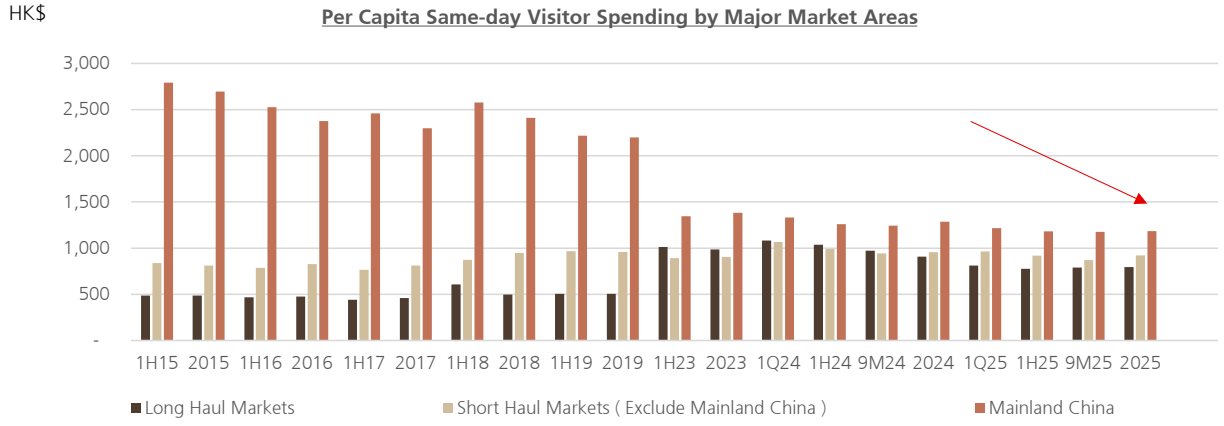

Per capita spending for overnight mainland visitors was 36% lower vs 2019

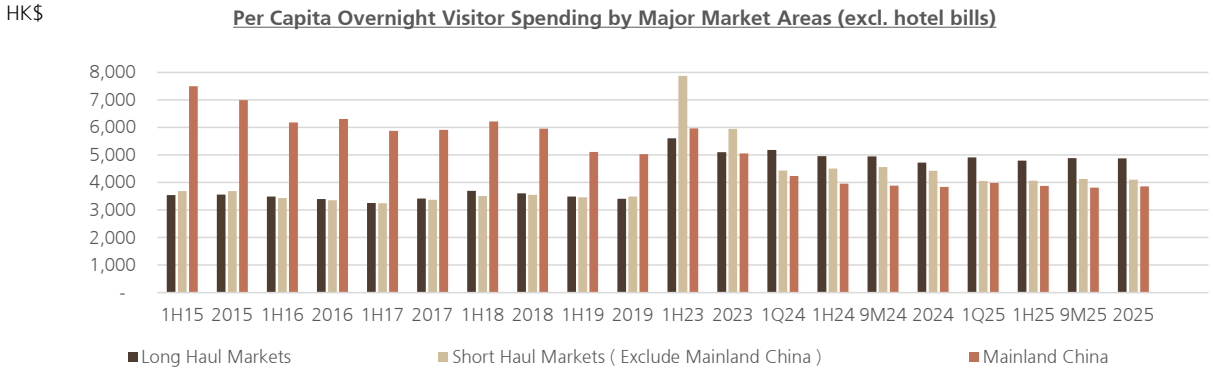

Source: HK PartnerNet

62

Mid-small developers – market still hasn't priced in their high gearing risk

Mid-to-small listed developers' latest net gearing is much higher than leading developers'

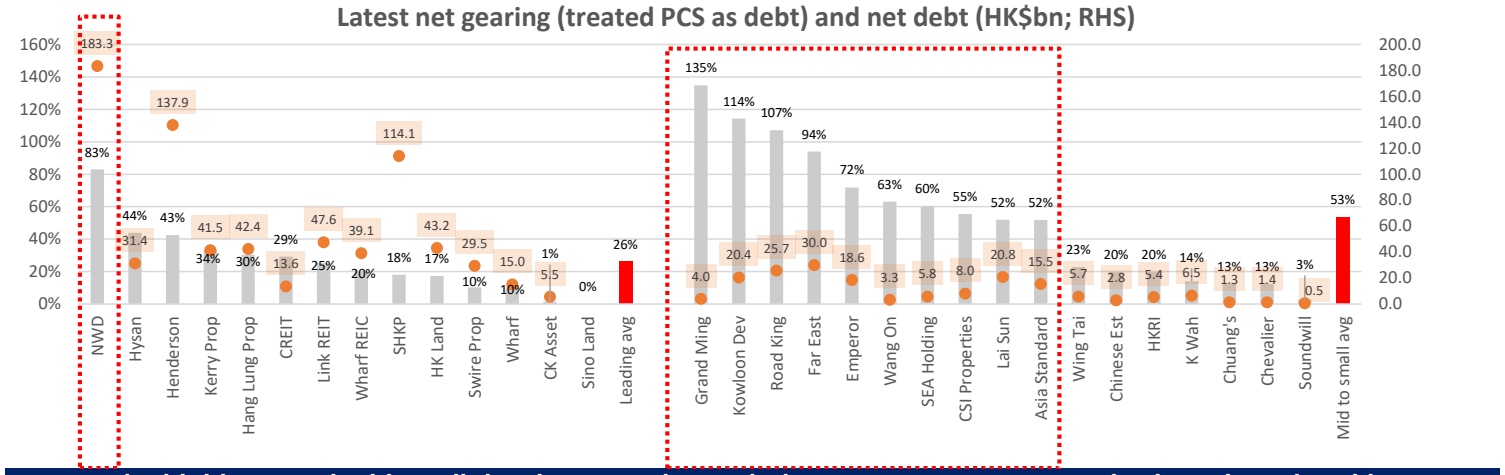

Among the highly geared mid-small developers, only Road King, Far East, Emperor, and Lai Sun have bond issuances. Far East/Road King's bond repayments in Sep 2024 would be key dates to monitor for the sector

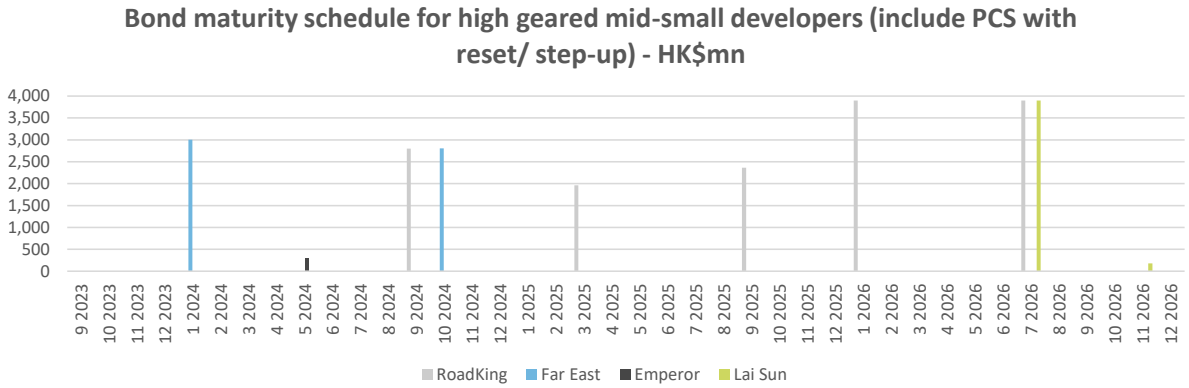

63

Source: Company data, UBS estimates, Reuters for non-covered companies

Negative equity risk for CRE - we think risk mainly concentrated in office and high street retail properties

40% of existing office stock are held by highly geared developers, families, and funds

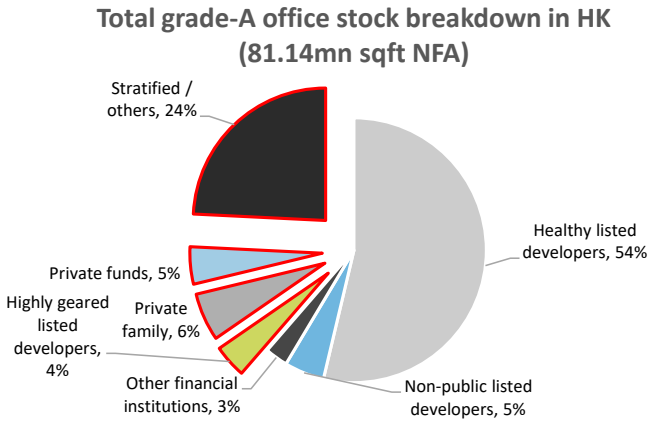

Given office rent has declined 30% from the peak, a 1ppt increase in cap rates may result in negative equity risk

Among our coverage, we think the net gearing of NWD, Hysan, and Champion REIT are likely most sensitive to any cap rate expansion

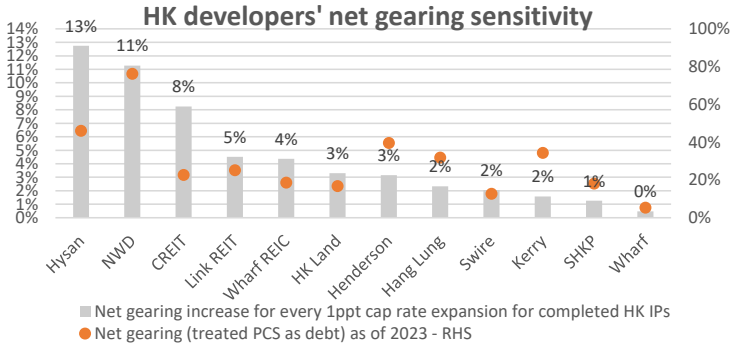

64

Source: Company data, UBS estimates

Emerging Opportunities: Education & CRE Conversions

Non-local student inflow is a long-term growth trend

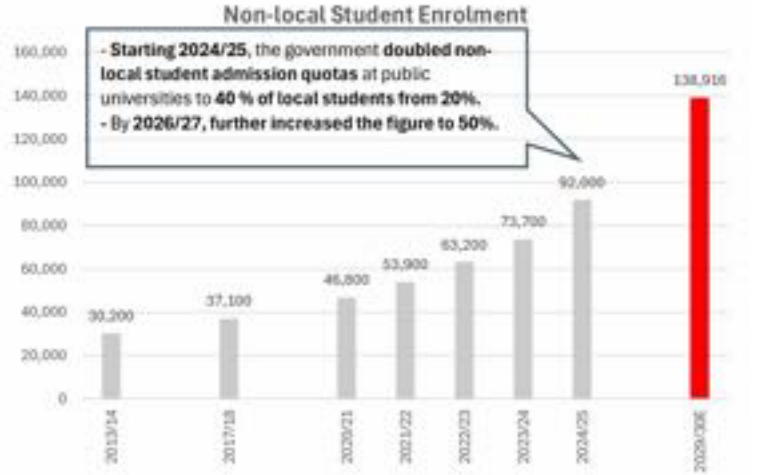

Source: CSPE, UBS estimates. Note: The number is cumulative; year refers to academic year.

Student dormitory shortage presents CRE conversion opportunities

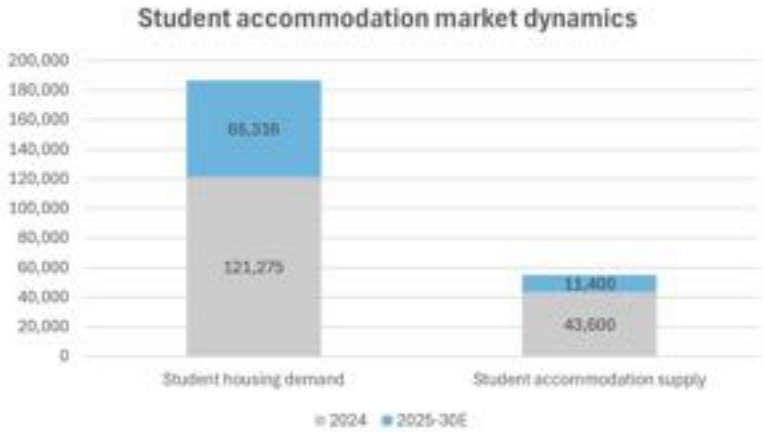

Source: Colliers, UBS estimates. Note: excluding private student dorm supply.

NOI yield enhancement from student dorm conversion is much higher for hotels vs. offices

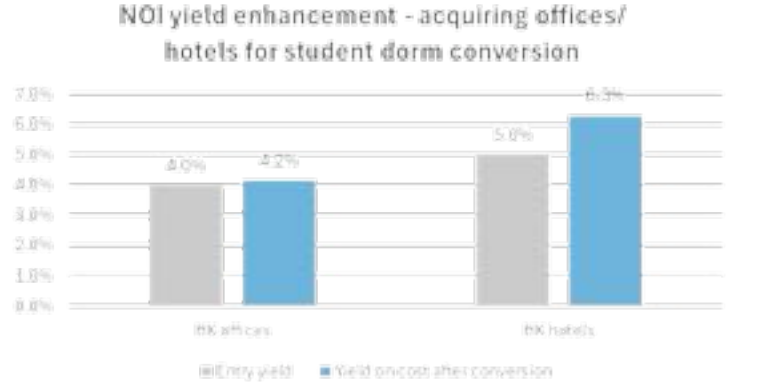

Conversation capex Payback period for hotel is much shorter than for office

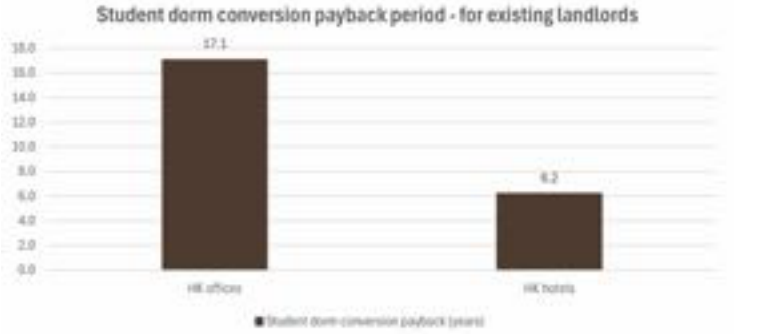

Source: Knight Frank, UBS estimates, CBRE

65

Source: Knight Frank, UBS estimates, CBRE

Emerging Opportunities: Education & CRE Conversions

Northern Metropolis University Town could unlock long-term sector growth

h.a.	1 Hung Shui Kiu/ Ha Tsuen	2 Yuen Long South	3 Lau Fau Shan	4 Ngau Tam Mei	5 San Tin Technopole	6 Kwu Tong North/ Fanling North	7 New Territories North New Town	7 New Territories North New Town (priority)
Land Use								
Res	98	68	82	18	60	55	220	23
R&D and education	9	0	115	16	299	8	40	40
Logistics	28	31			16	2	210	64
Public utilities	86	85	57	12	93	39	190	6
Leisure	66	29	56	11	56	38	235	28
Other	126	39		29	104	178	240	45
Total development area	441	224	310	127	626	320	1,175	206
Education specifically	5			55			40	40
Housing Supply and employment opportunities ('000)								
Total population	184	99	141 - 146	32 - 36	147 - 159	227	449 - 484	45 - 49
Residents	67	33	48 - 53	12 - 13	50	26	163 - 176	17 - 19
New job opportunities	150	74	58	22 - 26	165	53	165	47
Land resumption started since/expected	2020/2024/2025	2022/2025	2027	2027	2025	2019/2024	2027	2027

CKA has the highest hotel exposure

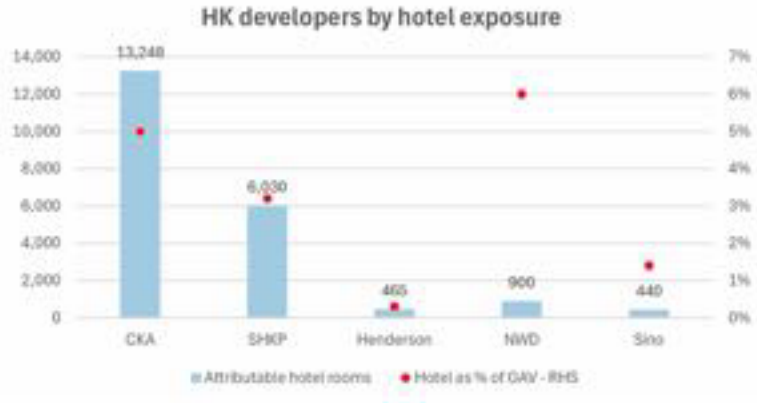

Henderson has the highest saleable resources near university districts

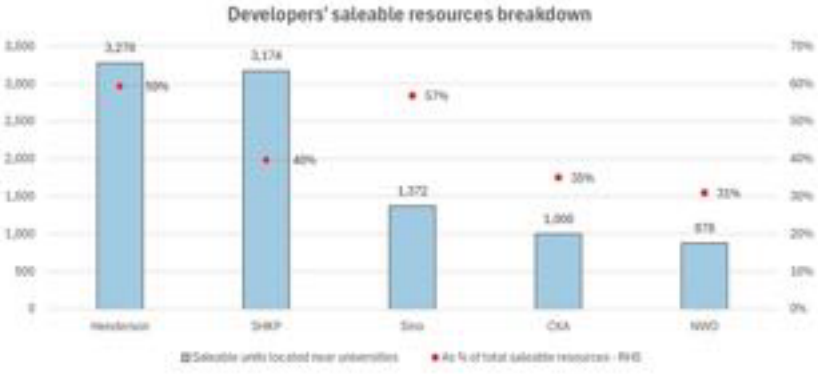

66

Source: Planning Department; Company data, UBS estimates

Section 3

Hong Kong Conglomerates

Jardine Matheson (Buy) – More focus on shareholder return

ROE uplift through third party capital is next stage of growth after asset disposals and buybacks

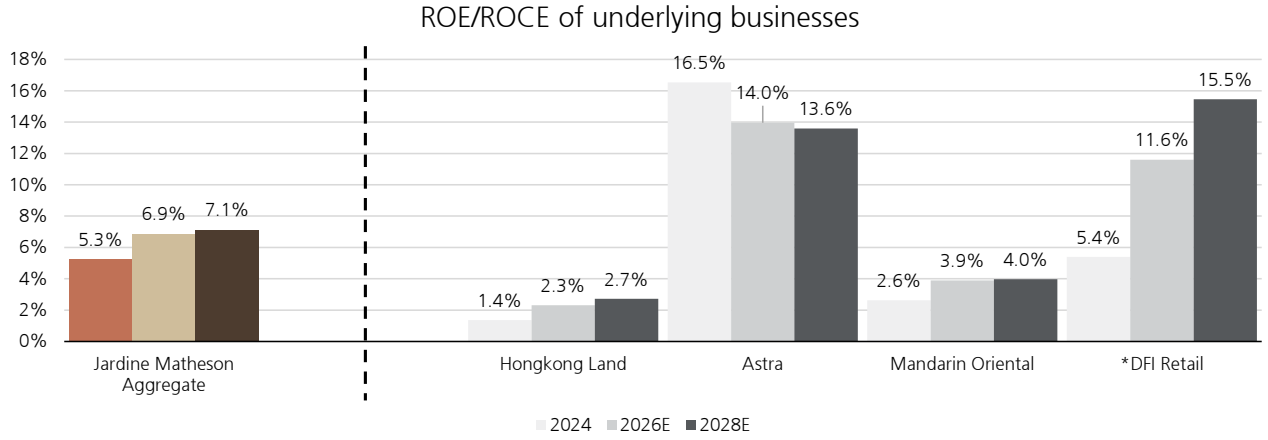

JM's 2027E SOTP

	Effective Stake	UBS NAV 2026E US$m	US$/sh	% NAV	Comment/ assumptions	2027E PE
Direct holdings						
Jardine Pacific	100%	1,932	6.6	6%	10x 2027 PE	10.0
Indirect holdings						
Hongkong Land	55%	10,677	36.3	35%	Market value	
DFI Retail	78%	4,716	16.0	15%	Market value	
Mandarin Oriental	100%	4,376	14.9	14%	Market value	
Jardine Cycle & Carriage (ex Astra)	85%	1,004	3.4	3%	7x 2027 PE	7.0
Astra International	43%	7,088	24.1	23%	Market value	
Zhongsheng	21%	824	2.8	3%	Market value	
Corporate and other investments	100%	(152)	(0.5)	(0%)	7x 2027 PE	7.0
Parent level net debt	100%	(25)	(0.1)	(0%)	Book value as of Oct 2025	
SOTP-based NAV		**30,440**	**103.4**	**100%**		
Discount to NAV			10%		Based on average since 2019	
Price target (USD/share)			**92.6**			

68

Source: company data, UBSe

CK Hutchison (Buy) – Earnings upside from Cenovus and asset disposals

We estimate 110% YoY increase in 2026E earnings and DPS of HK$3.33/sh from gain on VodafoneThree & UKPN disposals and higher Cenovus earnings

	Interest %	UBSe FV 2027E HK$bn	HK$/sh	Mix	Methodology & assumptions
Retail					
H&B China	75%	1	0	0%	7x EV/EBITDA 2027E
H&B Asia	75%	25	6	4%	7x EV/EBITDA 2027E
H&B W. Europe	75%	55	14	9%	7x EV/EBITDA 2027E
H&B E. Europe	75%	22	6	4%	7x EV/EBITDA 2027E
Retail others	75%	1	0	0%	6x EV/EBITDA 2027E
Subtotal		**103**	**27**	**18%**	Implied blended 7.0x EV/EBITDA
Telecom					
3 Europe	100%	128	33	22%	6.5x EV/EBITDA 2027E (Europe sector avg)
HTHK	66%	4	1	1%	Listed market value
Subtotal		**132**	**34**	**23%**	
Ports					
HPH Trust	30%	4	1	1%	Listed market value
Hutch Port Holdings	80%	102	27	17%	7.1x 2027E EV/EBITDA (HPH Trust)
Subtotal		**106**	**28**	**18%**	
Infra and Energy					
CKI	76%	127	33	22%	Listed market value
Cenovus	16%	70	18	12%	Listed market value
CKII	10%	2	1	0%	Implied equity value by the latest transaction
Subtotal		**200**	**52**	**34%**	
Others (Tom, Chi-Med, Marionnaud, CKLS)	various	43	11	7%	Market value of listed companies
Gross asset value		**584**	**152**	**100%**	
Consolidated net debt 2027E		**(8)**	**(2)**		
Add back net debt of listed subsidiaries that are valued at equity value		12	3		Add back net debt from CKI and HTHK
NAV		**588**	**153**		
Holding company discount		-45%	-45%		
Price Target		**324**	**84.6**		

Source: company data, UBSe

Swire Pacific (Neutral) - HK$6bn share buyback programme ended in May 2025; Lagging its underlying listcos

Swire Pacific's debt-to-EBITDA ratio could fall in 2026E to 3.7x

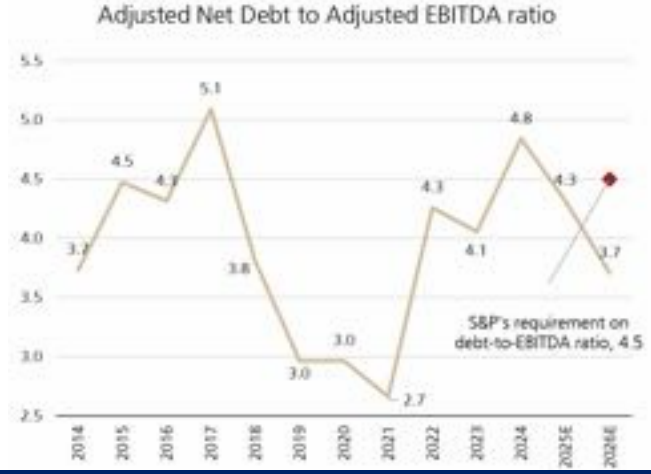

EBITDA interest coverage could improve to 5.1x in 2026E

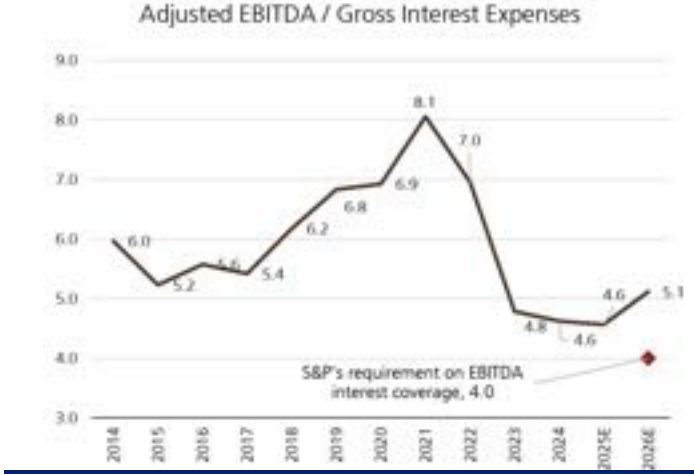

COE is currently 10.1%, vs 11.2%/12.6% before share buyback

Beverages segment has yielded 15% ROCE on average

70

Source: company data, UBSe

Valuation Method and Risk Statement

We base our valuations of China's property developers on PE or P/BV multiples. We believe key downside risks related to the Chinese property market include: 1) government administrative policies that restrict demand and mortgage lending; 2) tight financing for China's developers; 3) lower-than-expected residential growth in China's economy. We believe key upside risks include: 1) material policy loosening that effectively boosts residential property sales, investments and prices to positive YoY growth; 2) large-scale asset disposals at fair prices by some developers to ease liquidity pressures.

We believe the key risks related to the Hong Kong property sector include: 1) weakening macroeconomic conditions; 2) a gradual increase in new housing supply; 3) higher-than expected US Fed rate hikes.

Required Disclosures

This document has been prepared by UBS Securities Asia Limited, an affiliate of UBS AG. UBS AG, its subsidiaries, branches and affiliates, including former Credit Suisse AG and its subsidiaries, branches and affiliates are referred to herein as "UBS".

For information on the ways in which UBS manages conflicts and maintains independence of its UBS Global Research product; historical performance information; certain additional disclosures concerning UBS Global Research recommendations; and terms and conditions for certain third party data used in research report, please visit https://www.ubs.com/disclosures. Unless otherwise indicated, information and data in this report are based on company disclosures including but not limited to annual, interim, quarterly reports and other company announcements. The figures contained in performance charts refer to the past; past performance is not a reliable indicator of future results. Additional information will be made available upon request. UBS Securities Co. Limited is licensed to conduct securities investment consultancy businesses by the China Securities Regulatory Commission. UBS acts or may act as principal in the debt securities (or in related derivatives) that may be the subject of this report. This recommendation was finalized on: 13 May 2026 06:47 AM GMT. UBS has designated certain UBS Global Research department members as Derivatives Research Analysts where those department members publish research principally on the analysis of the price or market for a derivative, and provide information reasonably sufficient upon which to base a decision to enter into a derivatives transaction. Where Derivatives Research Analysts co-author research reports with Equity Research Analysts or Economists, the Derivatives Research Analyst is responsible for the derivatives investment views, forecasts, and/or recommendations. **Quantitative Research Review:** UBS Global Research publishes a quantitative assessment of its analysts' responses to certain questions about the likelihood of an occurrence of a number of short term factors in a product known as the 'Quantitative Research Review'. Views contained in this assessment on a particular stock reflect only the views on those short term factors which are a different timeframe to the 12-month timeframe reflected in any equity rating set out in this note. For the latest responses, please see the Quantitative Research Review Addendum at the back of this report, where applicable. For previous responses please make reference to (i) previous UBS Global Research reports; and (ii) where no applicable research report was published that month, the Quantitative Research Review which can be found at https://neo.ubs.com/quantitative, or contact your UBS sales representative for access to the report or the Quantitative Research Team on ubs-quant-answers@ubs.com. A consolidated report which contains all responses is also available and again you should contact your UBS sales representative for details and pricing or the Quantitative Research team on the email above.

Analyst Certification:
Each research analyst primarily responsible for the content of this research report, in whole or in part, certifies that with respect to each security or issuer that the analyst covered in this report: (1) all of the views expressed accurately reflect his or her personal views about those securities or issuers and were prepared in an independent manner, including with respect to UBS, and (2) no part of his or her compensation was, is, or will be, directly or indirectly, related to the specific recommendations or views expressed by that research analyst in the research report.

UBS Global Research: Global Equity Rating Definitions

12-Month Rating	Definition	Coverage[1]	IB Services[2]
Buy	FSR is > 6% above the MRA.	54%	24%
Neutral	FSR is between -6% and 6% of the MRA.	40%	21%
Sell	FSR is > 6% below the MRA.	6%	21%

Source: UBS. Rating allocations are as of 31 March 2026.
1:Percentage of companies under coverage globally within the 12-month rating category.
2:Percentage of companies within the 12-month rating category for which investment banking (IB) services were provided within the past 12 months.

KEY DEFINITIONS:Forecast Stock Return (FSR) is defined as expected percentage price appreciation plus gross dividend yield over the next 12 months. In some cases, this yield may be based on accrued dividends. **Market Return Assumption (MRA)** is defined as the one-year local market interest rate plus 5% (a proxy for, and not a forecast of, the equity risk premium). **Under Review (UR)** Stocks may be flagged as UR by the analyst, indicating that the stock's price target and/or rating are subject to possible change in the near term, usually in response to an event that may affect the investment case or valuation. **Equity Price Targets** have an investment horizon of 12 months.

EXCEPTIONS AND SPECIAL CASES:UK and European Investment Fund ratings and definitions are: Buy: Positive on factors such as structure, management, performance record, discount; **Neutral:** Neutral on factors such as structure, management, performance record, discount; **Sell:** Negative on factors such as structure, management, performance record, discount. **Core Banding Exceptions (CBE):** Exceptions to the standard +/-6% bands may be granted by the Investment Review Consultation (IRC). Factors considered by the IRC include the stock's volatility and the credit spread of the respective company's debt. As a result, stocks deemed to be very high or low risk may be subject to higher or lower bands as they relate to the rating. When such exceptions apply, they will be identified in the Company Disclosures table in the relevant research piece.

Research analysts contributing to this report who are employed by any non-US affiliate of UBS Securities LLC are not registered/qualified as research analysts with FINRA. Such analysts may not be associated persons of UBS Securities LLC and therefore are not subject to the FINRA restrictions on communications with a subject company, public appearances, and trading securities held by a research analyst account. The name of each affiliate and analyst employed by that affiliate contributing to this report, if any, follows.

UBS AG Hong Kong Branch: Ben Ho, John Lam, CFA, Mark Leung, Vera Gong, CFA.

Company Disclosures

Company Name	Reuters	12-month rating	Price	Price date
C&D International Investment Group[28]	1908.HK	Buy	HK$18.18	12 May 2026
CK Asset[28,7]	1113.HK	Buy	HK$51.10	12 May 2026
CK Hutchison Holdings[4,6,28,16a]	0001.HK	Buy	HK$72.25	12 May 2026
China Jinmao Holdings[28]	0817.HK	Buy	HK$1.94	12 May 2026
China Merchants Shekou	001979.SZ	Buy	Rmb9.67	12 May 2026
China Overseas Land & Investment[28,16a]	0688.HK	Buy	HK$16.00	12 May 2026
China Resources Land[2,4,6,28]	1109.HK	Buy	HK$38.12	12 May 2026
China Vanke[4,6,18]	000002.SZ	Sell	Rmb4.10	12 May 2026
Greentown China Holdings[1,2,4,5,6,28]	3900.HK	Buy	HK$10.94	12 May 2026
Hang Lung Properties	0101.HK	Neutral	HK$8.88	12 May 2026
Henderson Land Development[28]	0012.HK	Neutral	HK$33.96	12 May 2026
Hongkong Land[4,6,28]	HKLD.SI	Buy	US$8.35	12 May 2026
Hysan Development[4,5,6,28]	0014.HK	Neutral	HK$19.92	12 May 2026
Jardine Matheson[4,5,6,28,7]	JARD.SI	Buy	US$71.72	12 May 2026
KE Holdings[4,6,28,7,16b]	BEKE.N	Buy	US$18.52	12 May 2026
KE Holdings[4,6,28,7,16b]	2423.HK	Buy	HK$49.48	12 May 2026
Kerry Properties[28]	0683.HK	Buy	HK$24.58	12 May 2026

Company Name	Reuters	12-month rating	Price	Price date
Link Real Estate Investment Trust[16a]	0823.HK	Buy	HK$41.62	12 May 2026
Longfor Group[28]	0960.HK	Neutral	HK$9.79	12 May 2026
MTR Corporation[2,4,5,6,28]	0066.HK	Sell	HK$33.82	12 May 2026
Poly Developments	600048.SS	Neutral	Rmb6.62	12 May 2026
Seazen Group	1030.HK	Buy	HK$2.36	12 May 2026
Sino Land[28]	0083.HK	Buy	HK$12.93	12 May 2026
Sun Hung Kai Properties[28,16a]	0016.HK	Neutral	HK$139.80	12 May 2026
Swire Pacific	0019.HK	Neutral	HK$89.30	12 May 2026
Swire Properties	1972.HK	Buy	HK$25.06	12 May 2026
Wharf Holdings[28]	0004.HK	Sell	HK$28.08	12 May 2026
Wharf Real Estate Investment[28]	1997.HK	Neutral	HK$25.28	12 May 2026
Yuexiu Property[28]	0123.HK	Neutral	HK$4.70	12 May 2026

Source: UBS Global Research; LSEG Eikon. All prices as of local market close. Ratings in this table are the most current published ratings prior to this report. They may be more recent than the stock pricing date.

1. UBS is acting as manager/co-manager, underwriter, placement or sales agent in regard to an offering of securities of this company/entity or one of its affiliates.
2. UBS has acted as manager/co-manager in the underwriting or placement of securities of this company/entity or one of its affiliates within the past 12 months.
4. Within the past 12 months, UBS has received compensation for investment banking services from this company/entity or one of its affiliates.
5. UBS expects to receive or intend to seek compensation for investment banking services from this company/entity within the next three months.
6. This company/entity is, or within the past 12 months has been, a client of UBS Securities LLC and/or its affiliates, and investment banking services are being, or have been, provided.
7. Within the past 12 months, UBS has received compensation for products and services other than investment banking services from this company/entity.

16a. UBS Securities Hong Kong Limited is a market maker in the Hong Kong-listed securities of this company.
16b. UBS Securities LLC makes a market in the securities and/or ADRs of this company.
18. Market capitalisation is calculated by multiplying the current share price by the sum of A and H shares.
28. UBS holds a long or short position of 0.5% or more of the listed shares of this company.

Unless otherwise indicated, please refer to the Valuation and Risk sections within the body of this report. For a complete set of disclosure statements associated with the companies discussed in this report, including information on valuation and risk, please contact UBS Securities LLC, 11 Madison Avenue, New York, NY 10010, USA, Attention: Investment Research.

The Disclaimer relevant to Global Wealth Management clients follows the Global Research Disclaimer. The Disclaimer relevant to Credit Suisse Wealth Management follows the Global Wealth Management Disclaimer.

UBS Global Research Disclaimer

This document has been prepared by UBS Securities Asia Limited, an affiliate of UBS AG. UBS AG, its subsidiaries, branches and affiliates, including former Credit Suisse AG and its subsidiaries, branches and affiliates are referred to herein as "UBS".

Any opinions expressed in this document may change without notice and are only current as of the date of publication. Different areas, groups, and personnel within UBS may produce and distribute separate research products independently of each other. For example, research publications from **UBS CIO** are produced by UBS Global Wealth Management. **UBS Global Research** is produced by UBS Investment Bank. Research methodologies and rating systems of each separate research organization may differ, for example, in terms of investment recommendations, investment horizon, model assumptions, and valuation methods. As a consequence, except for certain economic forecasts (for which UBS CIO and UBS Global Research may collaborate), investment recommendations, ratings, price targets, and valuations provided by each of the separate research organizations may be different, or inconsistent. You should refer to each relevant research product for the details as to their methodologies and rating system. Not all clients may have access to all products from every organization. Each research product is subject to the policies and procedures of the organization that produces it.

This document is provided solely to recipients who are expressly authorized by UBS to receive it. If you are not so authorized you must immediately destroy the document.

UBS Global Research is provided to our clients through UBS Neo, and in certain instances, UBS.com and any other system or distribution method specifically identified in one or more communications distributed through UBS Neo or UBS.com (each a system) as an approved means for distributing UBS Global Research. It may also be made available through third party vendors and distributed by UBS and/or third parties via e-mail or alternative electronic means.

All UBS Global Research is available on UBS Neo. Please contact your UBS sales representative if you wish to discuss your access to UBS Neo. Where UBS Global Research refers to "UBS Evidence Lab Inside" or has made use of data provided by UBS Evidence Lab and you would like to access that data please contact your UBS sales representative. UBS Evidence Lab data is available on UBS Neo. The level and types of services provided by UBS Global Research and UBS Evidence Lab to a client may vary depending upon various factors such as a client's individual preferences as to the frequency and manner of receiving communications, a client's risk profile and investment focus and perspective (e.g., market wide, sector specific, long-term, short-term, etc.), the size and scope of the overall client relationship with UBS Global Research and UBS Evidence Lab and legal and regulatory constraints. UBS HOLT and UBS Pharma Values are offerings of UBS Global Research. HOLT Lens is a corporate performance platform offering that provides an objective accounting-led framework for comparing and valuing companies and is available to clients of UBS Global Research; for further details and pricing please contact your UBS Sales representative. In particular, HOLT has a variety of warranted prices based on the scenario chosen; please mail UBS Securities LLC, 11 Madison Avenue, New York, NY 10010, USA, Attention: Investment Research, if you are interested in the warranted price on a particular company, again subject to commercial considerations. UBS Pharma Values is an analytical tool that involves the creation of a number of individual product net present value calculations, based on published forecasts of sales for pharmaceuticals, and is available to clients of UBS Global Research; for further details and pricing please contact your UBS Sales representative. For all other specific disclaimers, please see https://www.ubs.com/disclosures.

When you receive UBS Global Research through a system, your access and/or use of such UBS Global Research is subject to this UBS Global Research Disclaimer and to the UBS Neo Platform Use Agreement (the "Neo Terms") together with any other relevant terms of use governing the applicable System.

When you receive UBS Global Research via a third party vendor, e-mail or other electronic means, you agree that use shall be subject to this UBS Global Research Disclaimer, the Neo Terms and where applicable the UBS Investment Bank terms of business (https://www.ubs.com/global/en/investment-bank/regulatory.html) and to UBS's Terms of Use/Disclaimer (https://www.ubs.com/global/en/legalinfo2/disclaimer.html). In addition, you consent to UBS processing your personal data and using cookies in accordance with our Privacy Statement (https://www.ubs.com/global/en/legalinfo2/privacy.html) and cookie notice (https://www.ubs.com/global/en/legal/privacy/users.html).

If you receive UBS Global Research, whether through a System or by any other means, you agree that you shall not copy, revise, amend, create a derivative work, provide to any third party, or in any way commercially exploit any UBS research provided via UBS Global Research or otherwise, and that you shall not extract data from any research or estimates provided to you via UBS Global Research or otherwise, without the prior written consent of UBS. You agree not to use UBS Global Research in any artificial intelligence system, without the prior written consent of UBS.

In certain circumstances you may receive UBS Global Research otherwise than in the capacity of a client of UBS and you understand and agree that under these circumstances (i) the UBS Global Research is provided to you for information purposes only; (ii) for the purposes of receiving it you are not intended to be and will not be treated as a "client" of UBS for any legal or regulatory purpose; (iii) the UBS Global Research must not be relied on or acted upon for any purpose; and (iv) such content is subject to the relevant disclaimers that follow.

This document is for distribution only as may be permitted by law. It is not directed to, or intended for distribution to or use by, any person or entity who is a citizen or resident of or located in any locality, state, country or other jurisdiction where such distribution, publication, availability or use would be contrary to law or regulation or would subject UBS to any registration or licensing requirement within such jurisdiction.

This document is a general communication and is educational in nature; it is not an advertisement nor is it a solicitation or an offer to buy or sell any financial instruments or to participate in any particular trading strategy. Nothing in this document constitutes a representation that any investment strategy or recommendation is suitable or appropriate to an investor's individual circumstances or otherwise constitutes a personal recommendation. By providing this document, none of UBS or its representatives has any responsibility or authority to provide or have provided investment advice in a fiduciary capacity or otherwise. Investments involve risks, and investors should exercise prudence and their own judgment in making their investment decisions. None of UBS or its representatives is suggesting that the recipient or any other person take a specific course of action or any action at all. The recipient should carefully read this document in its entirety and not draw inferences or conclusions from the rating alone. By receiving this document, the recipient acknowledges and agrees with the intended purpose described above and further disclaims any expectation or belief that the information constitutes investment advice to the recipient or otherwise purports to meet the investment objectives of the recipient. The financial instruments described in the document may not be eligible for sale in all jurisdictions or to certain categories of investors.

Options, structured derivative products and futures (including OTC derivatives) are not suitable for all investors. Trading in these instruments is considered risky and may be appropriate only for sophisticated investors. Prior to buying or selling an option, and for the complete risks relating to options, you must receive a copy of "The Characteristics and Risks of Standardized Options." You may read the document at https://www.theocc.com/publications/risks/riskchap1.jsp or ask your salesperson for a copy. Various theoretical explanations of the risks associated with these instruments have been published. Supporting documentation for any claims, comparisons, recommendations, statistics or other technical data will be supplied upon request. Past performance is not necessarily indicative of future results. Transaction costs may be significant in option strategies calling for multiple purchases and sales of options, such as spreads and straddles. Because of the importance of tax considerations to many options transactions, the investor considering options should consult with his/her tax advisor as to how taxes affect the outcome of contemplated options transactions.

Mortgage and asset-backed securities may involve a high degree of risk and may be highly volatile in response to fluctuations in interest rates or other market conditions. Foreign currency rates of exchange may adversely affect the value, price or income of any security or related instrument referred to in the document. For investment advice, trade execution or other enquiries, clients should contact their local sales representative.

UBS notes that no globally accepted framework or definition (legal, regulatory or otherwise) currently exists, nor is there a market consensus as to what constitutes an "ESG" (Environmental, Social or Governance) or an equivalent-label, or as to what precise attributes are required for the Information (as defined below) to be defined as ESG or equivalently-labelled. Any information, data or other content including from a third party source contained, referred to herein or used for whatsoever purpose by UBS or a third party ("Information"), in relation to any actual or potential ESG objective, issue or consideration is not intended to be relied upon for ESG classification, regulatory regime or industry initiative purposes ("ESG Regimes"). Nothing in these materials is intended to convey, suggest or indicate that UBS considers or represents any product, service, person or body mentioned in these materials as meeting or qualifying for any ESG classification, labelling or similar standards that may exist under the ESG Regimes. UBS has not conducted any assessment of compliance with ESG Regimes. Parties are reminded to make their own assessments for these purposes.

The value of any investment or income may go down as well as up, and investors may not get back the full (or any) amount invested. Past performance is not necessarily a guide to future performance. Neither UBS nor any of its directors, employees or agents accepts any liability for any loss (including investment loss) or damage arising out of the use of all or any of the Information.

Prior to making any investment or financial decisions, any recipient of this document or the information should take steps to understand the risk and return of the investment and seek individualized advice from his or her personal financial, legal, tax and other professional advisors that takes into account all the particular facts and circumstances of his or her investment objectives.

Any prices stated in this document are for information purposes only and do not represent valuations for individual securities or other financial instruments. There is no representation that any transaction can or could have been effected at those prices, and any prices do not necessarily reflect UBS's internal books and records or theoretical model-based valuations and may be based on certain assumptions. Different assumptions by UBS or any other source may yield substantially different results.

No representation or warranty, either expressed or implied, is provided in relation to the accuracy, completeness or reliability of the information contained in any materials to which this document relates (the "Information"), except with respect to Information concerning UBS. The Information is not intended to be a complete statement or summary of the securities, markets or developments referred to in the document. UBS does not undertake to update or keep current the Information. Any statements contained in this report attributed to a third party represent UBS's interpretation of the data, information and/or opinions provided by that third party either publicly or through a subscription service, and such use and interpretation have not been reviewed by the third party. In no circumstances may this document or any of the Information (including any forecast, value, index or other calculated amount ("Values")) be used for any of the following purposes:

(i) valuation or accounting purposes;

(ii) to determine the amounts due or payable, the price or the value of any financial instrument or financial contract; or

(iii) to measure the performance of any financial instrument including, without limitation, for the purpose of tracking the return or performance of any Value or of defining the asset allocation of portfolio or of computing performance fees.

By receiving this document and the Information you will be deemed to represent and warrant to UBS that you will not use this document or any of the Information for any of the above purposes or otherwise rely upon this document or any of the Information.

UBS has policies and procedures, which include, without limitation, independence policies and permanent information barriers, that are intended, and upon which UBS relies, to manage potential conflicts of interest and control the flow of information within divisions of UBS and among its subsidiaries, branches and affiliates. UBS does and seeks to do business with companies covered in its research reports. As a result, investors should be aware that the firm may have a conflict of interest that could affect the objectivity of this report. Investors should consider this report as only a single factor in making their investment decision. For further information on the ways in which UBS Global Research manages conflicts and maintains independence of its research products, historical performance information and certain additional disclosures concerning UBS Global Research recommendations, please visit https://www.ubs.com/disclosures.

UBS Global Research will initiate, update and cease coverage solely at the discretion of UBS Global Research Management, which will also have sole discretion on the timing and frequency of any published research product. The analysis contained in this document is based on numerous assumptions. All material information in relation to published research reports, such as valuation methodology, risk statements, underlying assumptions (including sensitivity analysis of those assumptions), ratings history etc. as required by the Market Abuse Regulation, can be found on UBS Neo. Different assumptions could result in materially different results.

UBS Global Research may utilise artificial intelligence tools ("AI Tools") in the preparation of this document. Notwithstanding any such use of AI Tools, this document has undergone human review.

The analyst(s) responsible for the preparation of this document may interact with trading desk personnel, sales personnel and other parties for the purpose of gathering, applying and interpreting market information. UBS relies on information barriers to control the flow of information contained in one or more areas within UBS into other areas, units, groups or affiliates of UBS. The compensation of the analyst who prepared this document is determined exclusively by UBS Global Research management and senior management (not including investment banking). Analyst compensation is not based on investment banking revenues; however, compensation may relate to the revenues of UBS and/or its divisions as a whole, of which investment banking, sales and trading are a part, and UBS as a whole.

For financial instruments admitted to trading on an EU regulated market: UBS (excluding UBS Securities LLC) acts as a market maker or liquidity provider (in accordance with the interpretation of these terms under English law or, if not carried out by UBS in the UK the law of the relevant jurisdiction in which UBS determines it carries out the activity) in the financial instruments of the issuer save that where the activity of liquidity provider is carried out in accordance with the definition given to it by the laws and regulations of any other EU jurisdictions, such information is separately disclosed in this document. For financial instruments admitted to trading on a non-EU regulated market: UBS may act as a market maker save that where this activity is carried out in the US in accordance with the definition given to it by the relevant laws and regulations, such activity will be specifically disclosed in this document. UBS may have issued a warrant the value of which is based on one or more of the financial instruments referred to in the document. UBS and its affiliates and employees may have long or short positions, trade as principal and buy and sell in instruments or derivatives identified herein; such transactions or positions may be inconsistent with the opinions expressed in this document.

Within the past 12 months UBS may have received or provided investment services and activities or ancillary services as per MiFID II which may have given rise to a payment or promise of a payment in relation to these services from or to this company.

Please note that all transactions conducted by UBS are consistent with sanctions regulations imposed by Switzerland, the European Union, the United Nations, the United Kingdom and the United States, per UBS' global sanctions policy. UBS opinion as to future investment worthiness assumes no new sanctions are imposed.

US persons are prohibited from purchasing or selling securities of certain companies designated as being associated with the Chinese Military in accordance with the amended US Presidential Executive Order 13959.

United Kingdom: This material is distributed by UBS AG, London Branch to persons who are eligible counterparties or professional clients. UBS AG, London Branch is authorised by the Prudential Regulation Authority and subject to regulation by the Financial Conduct Authority and limited regulation by the Prudential Regulation Authority. **Europe:** Except as otherwise specified herein, these materials are distributed by UBS Europe SE, a subsidiary of UBS AG, to persons who are eligible counterparties or professional clients (as detailed in the Bundesanstalt fur Finanzdienstleistungsaufsicht (BaFin) Rules and according to MIFID) and are only available to such persons. The information does not apply to, and should not be relied upon by, retail clients. UBS Europe SE is authorised by the European Central Bank (ECB) and regulated by the BaFin and the ECB. **Germany, Luxembourg, the Netherlands, Belgium and Ireland:** Where an analyst of UBS Europe SE has contributed to this document, the document is also deemed to have been prepared by UBS Europe SE. In all cases it is distributed by UBS Europe SE and UBS AG, London Branch. **Turkey:** Distributed by UBS AG, London Branch. No information in this document is provided for the purpose of offering, marketing and sale by any means of any capital market instruments and services in the Republic of Turkey. Therefore, this document may not be considered as an offer made or to be made to residents of the Republic of Turkey. UBS AG, London Branch is not licensed by the Turkish Capital Market Board under the provisions of the Capital Market Law (Law No. 6362). Accordingly, neither this document nor any other offering material related to the instruments/services may be utilized in connection with providing any capital market services to persons within the Republic of Turkey without the prior approval of the Capital Market Board. However, according to article 15 (d) (ii) of the Decree No. 32, there is no restriction on the purchase or sale of the securities abroad by residents of the Republic of Turkey. **Poland:** Distributed by UBS Europe SE (spolka z ograniczona odpowiedzialnoscia) Oddzial w Polsce. Where an analyst of UBS Europe SE (spolka z ograniczona odpowiedzialnoscia) Oddzial w Polsce has contributed to this document, the document is also deemed to have been prepared by UBS Europe SE (spolka z ograniczona odpowiedzialnoscia) Oddzial w Polsce. **Russia:** Prepared and distributed by UBS Bank (OOO). Should not be construed as an individual Investment Recommendation for the purpose of the Russian Law - Federal Law #39-FZ ON THE SECURITIES MARKET Articles 6.1-6.2.**Switzerland:** Distributed by UBS AG to persons who are institutional investors only. UBS AG is regulated by the Swiss Financial Market Supervisory Authority (FINMA). **Italy:** Prepared by UBS Europe SE and distributed by UBS Europe SE and UBS Europe SE, Italy Branch. Where an analyst of UBS Europe SE, Italy Branch has contributed to this document, the document is also deemed to have been prepared by UBS Europe SE, Italy Branch. **France:** Prepared by UBS Europe SE and distributed by UBS Europe SE and UBS Europe SE, France Branch. Where an analyst of UBS Europe SE, France Branch has contributed to this document, the document is also deemed to have been prepared by UBS Europe SE, France Branch. **Spain:** Prepared by UBS Europe SE and distributed by UBS Europe SE and UBS Europe SE, Spain Branch. Where an analyst of UBS Europe SE, Spain Branch has contributed to this document, the document is also deemed to have been prepared by UBS Europe SE, Spain Branch. **Sweden:** Prepared by UBS Europe SE and distributed by UBS Europe SE and UBS Europe SE, Sweden Branch. Where an analyst of UBS Europe SE, Sweden Branch has contributed to this document, the document is also deemed to have been prepared by UBS Europe SE, Sweden Branch. **South Africa:** Distributed by UBS South Africa (Pty) Limited (Registration No. 1995/011140/07), an authorised user of the JSE and an authorised Financial Services Provider (FSP 7328). **Saudi Arabia:** This document has been issued by UBS AG (and/or any of its subsidiaries, branches or affiliates), a public company limited by shares, incorporated in Switzerland with its registered offices at Aeschenvorstadt 1, CH-4051 Basel and Bahnhofstrasse 45, CH-8001 Zurich. This publication has been approved by UBS Saudi Arabia (a subsidiary of UBS AG), a Saudi closed joint stock company incorporated in the Kingdom of Saudi Arabia under commercial register number 1010257812 having its registered office at Tatweer Towers, P.O. Box 75724, Riyadh 11588, Kingdom of Saudi Arabia. UBS Saudi Arabia is authorized and regulated by the Capital Market Authority to

conduct securities business under license number 08113-37. **UAE / Dubai:** The information distributed by UBS AG Dubai Branch is only intended for Professional Clients and/or Market Counterparties, as classified under the DFSA rulebook. No other person should act upon this material/communication. The information is not for further distribution within the United Arab Emirates. UBS AG Dubai Branch is regulated by the DFSA in the DIFC. UBS is not licensed to provide banking services in the UAE by the Central Bank of the UAE, nor is it licensed by the UAE Securities and Commodities Authority. **Israel:** This Material is distributed by UBS AG, London Branch. UBS Securities Israel Ltd is a licensed Investment Marketer that is supervised by the Israel Securities Authority (ISA). UBS AG, London Branch and its affiliates incorporated outside Israel are not licensed under the Israeli Advisory Law. UBS may engage among others in issuance of Financial Assets or in distribution of Financial Assets of other issuers for fees or other benefits. UBS AG, London Branch and its affiliates may prefer various Financial Assets to which they have or may have an Affiliation (as such term is defined under the Israeli Advisory Law). Nothing in this Material should be considered as investment advice under the Israeli Advisory Law. This Material is being issued only to and/or is directed only at persons who are Eligible Clients within the meaning of the Israeli Advisory Law, and this Material must not be furnished to, relied on or acted upon by any other persons. **United States:** Distributed to US persons by either UBS Securities LLC or by UBS Financial Services Inc., subsidiaries of UBS AG; or by a group, subsidiary or affiliate of UBS AG that is not registered as a US broker-dealer (a **'non-US affiliate'**) to major US institutional investors only. UBS Securities LLC or UBS Financial Services Inc. accepts responsibility for the content of a report prepared by another non-US affiliate when distributed to US persons by UBS Securities LLC or UBS Financial Services Inc. All transactions by a US person in the securities mentioned in this report must be effected through UBS Securities LLC or UBS Financial Services Inc., and not through a non-US affiliate. UBS Securities LLC is not acting as a municipal advisor to any municipal entity or obligated person within the meaning of Section 15B of the Securities Exchange Act (the "Municipal Advisor Rule"), and the opinions or views contained herein are not intended to be, and do not constitute, advice within the meaning of the Municipal Advisor Rule. **Canada:** Distributed by UBS Securities Canada Inc., a registered investment dealer in Canada and a Member-Canadian Investor Protection Fund, or by another affiliate of UBS AG that is registered to conduct business in Canada or is otherwise exempt from registration. **Brazil:** Except as otherwise specified herein, this Material is prepared by UBS BB Corretora de Câmbio, Títulos e Valores Mobiliários S.A. (UBS BB CCTVM) to persons who are eligible investors residing in Brazil, which are considered to be Professional Investors (Investidores Profissionais), as designated by the applicable regulation, mainly the CVM Resolution No. 30 from the 11th of May 2021 (determines the duty to verify the suitability of products, services and transactions with regards to the client´s profile). UBS BB CCTVM is a subsidiary of UBS BB Servicos de Assessoria Financeira e Participacoes S.A. ("UBS BB"). UBS BB is an association between UBS AG and Banco do Brasil (through its subsidiary BB – Banco de Investimentos S.A.), of which UBS AG is the majority owner and which provides investment banking services and coverage in Brazil, Argentina, Chile, Paraguay, Peru and Uruguay. UBS BB CCTVM is regulated by the Comissao de Valores Mobiliarios (CVM) and by the Central Bank of Brazil. Ombudsman: 0800-940-0266/ https://www.ubs.com/br/pt/ubsbb-investment-bank/ombudsman.html. UBS may hold relevant financial and commercial interest in relation to the company subject to this Research report. **Hong Kong:** Distributed by UBS Securities Asia Limited. Please contact local licensed persons of UBS Securities Asia Limited in respect of any matters arising from, or in connection with, the analysis or document **Singapore:** Distributed by UBS Securities Pte. Ltd. [Co. Reg. No.: 198500648C] or UBS AG, Singapore Branch. Please contact UBS Securities Pte. Ltd., an exempt financial adviser under the Singapore Financial Advisers Act (Cap. 110); or UBS AG, Singapore Branch, an exempt financial adviser under the Singapore Financial Advisers Act (Cap. 110) and a wholesale bank licensed under the Singapore Banking Act (Cap. 19) regulated by the Monetary Authority of Singapore, in respect of any matters arising from, or in connection with, the analysis or document. The recipients of this document represent and warrant that they are accredited and institutional investors as defined in the Securities and Futures Act (Cap. 289). **Japan:** Distributed by UBS Securities Japan Co., Ltd. to professional investors (except as otherwise permitted). Where this report has been prepared by UBS Securities Japan Co., Ltd., UBS Securities Japan Co., Ltd. is the author, publisher and distributor of the report. Distributed by UBS AG, Tokyo Branch to Professional Investors (except as otherwise permitted) in relation to foreign exchange and other banking businesses when relevant. **Australia:** Clients of UBS AG: Distributed by UBS AG (ABN 47 088 129 613 and holder of Australian Financial Services License No. 231087). For all other recipients: Distributed by UBS Securities Australia Ltd (ABN 62 008 586 481 and holder of Australian Financial Services License No. 231098). This document contains general information and/or general advice only and does not constitute personal financial product advice. As such, the Information in this document has been prepared without taking into account any investor's objectives, financial situation or needs, and investors should, before acting on the Information, consider the appropriateness of the Information, having regard to their objectives, financial situation and needs. If the Information contained in this document relates to the acquisition, or potential acquisition of a particular financial product by a 'Retail' client as defined by section 761G of the Corporations Act 2001 where a Product Disclosure Statement would be required, the retail client should obtain and consider the Product Disclosure Statement relating to the product before making any decision about whether to acquire the product. **New Zealand:** Distributed by UBS New Zealand Ltd. UBS New Zealand Ltd is not a registered bank in New Zealand. You are being provided with this publication or material because you have indicated to UBS that you are a "wholesale client" within the meaning of clause 4 of schedule 5 of the Financial Markets Conduct Act 2013 of New Zealand (Permitted Client). This publication or material is not intended for clients who are not Permitted Clients (non-permitted Clients). If you are a non-permitted Client you must not rely on this publication or material. If despite this warning you nevertheless rely on this publication or material, you hereby (i) acknowledge that you may not rely on the content of this publication or material and that any recommendations or opinions in such this publication or material are not made or provided to you, and (ii) to the maximum extent permitted by law (a) indemnify UBS and its associates or related entities (and their respective Directors, officers, agents and Advisors) (each a 'Relevant Person') for any loss, damage, liability or claim any of them may incur or suffer as a result of, or in connection with, your unauthorised reliance on this publication or material and (b) waive any rights or remedies you may have against any Relevant Person for (or in respect of) any loss, damage, liability or claim you may incur or suffer as a result of, or in connection with, your unauthorised reliance on this publication or material. **Korea:** Distributed in Korea by UBS Securities Pte. Ltd., Seoul Branch. This report may have been edited or contributed to from time to time by affiliates of UBS Securities Pte. Ltd., Seoul Branch. This material is intended for professional/institutional clients only and not for distribution to any retail clients. **Malaysia:** This material is authorized to be distributed in Malaysia by UBS Securities Malaysia Sdn. Bhd (Capital Markets Services License No.: CMSL/A0063/2007). This material is intended for professional/institutional clients only and not for distribution to any retail clients. **India:** Distributed by UBS Securities India Private Ltd. (Corporate Identity Number U67120MH1996PTC097299) 2/F, 3 North Avenue, Maker Maxity, Bandra Kurla Complex, Bandra (East), Mumbai (India) 400051. Phone: +912261556000. It provides brokerage services bearing SEBI Registration Number: INZ000259830; Merchant Banking services bearing SEBI Registration Number: INM000013101; and Research Analyst services bearing SEBI Registration Number: INH000001204. Name of Compliance Officer Mr. Parameshwaran Shivaramakrishnan, Phone : +912261556151, Email : parameshwaran.s@ubs.com, Name of Grievance Officer Parameshwaran Shivaramakrishnan, Phone : +912261556151, Email: ol-ubs-sec-compliance@ubs.com Registration granted by SEBI, and certification from NISM in no way guarantee performance of the intermediary or provide any assurance of returns to investors. UBS may have debt holdings or positions in the subject Indian company/companies. UBS may have financial interests (e.g. loan/derivative products, rights to or interests in investments, etc.) in the subject Indian company / companies from time to time. Within the past 12 months, UBS may have received compensation for non-investment banking securities-related services and/or non-securities services from the subject Indian company/companies. The subject company/companies may have been a client/clients of UBS during the 12 months preceding the date of distribution of the research report with respect to investment banking and/or non-investment banking securities-related services and/or non-securities services. With regard to information on associates, please refer to the Annual Report at: https://www.ubs.com/global/en/about_ubs/investor_relations/annualreporting.html The Research Annual Compliance Report for UBS Securities India Private Limited is available on www.ubs.com/ubssi under Research tab. **Taiwan:** Except as otherwise specified herein, this material may not be distributed in Taiwan. Information and material on securities/instruments that are traded in a Taiwan organized exchange is deemed to be issued and distributed by UBS Securities Pte. LTD., Taipei Branch, which is licensed and regulated by Taiwan Financial Supervisory Commission. Save for securities/instruments that are traded in a Taiwan organized exchange, this material should not constitute "recommendation" to clients or recipients in Taiwan for the covered companies or any companies mentioned in this document. No portion of the document may be reproduced or quoted by the press or any other person without authorisation from UBS. **Indonesia:** This report is being distributed by PT UBS Sekuritas Indonesia and is delivered by its licensed employee(s), including marketing/sales person, to its client. PT UBS Sekuritas Indonesia, having its registered office at Sequis Tower Level 22 unit 22-1,Jl.Jend. Sudirman, kav.71, SCBD lot 11B, Jakarta 12190. Indonesia, is a subsidiary company of UBS AG and licensed under Capital Market Law no. 8 year 1995, a holder of broker-dealer and underwriter licenses issued by the Capital Market and Financial Institution Supervisory Agency (now Otoritas Jasa Keuangan/OJK). PT UBS Sekuritas Indonesia is also a member of Indonesia Stock Exchange and supervised by Otoritas Jasa Keuangan (OJK). Neither this report nor any copy hereof may be distributed in Indonesia or to any Indonesian citizens except in compliance with applicable Indonesian capital market laws and regulations. This report is not an offer of securities in Indonesia and may not be distributed within the territory of the Republic of Indonesia or to Indonesian citizens in circumstance which constitutes an offering within the meaning of Indonesian capital market laws and regulations.

The disclosures contained in research documents produced by UBS AG, London Branch or UBS Europe SE shall be governed by and construed in accordance with English law.

UBS specifically prohibits the redistribution of this document in whole or in part without the written permission of UBS and in any event UBS accepts no liability whatsoever for any redistribution of this document or its contents or the actions of third parties in this respect. Images may depict objects or elements that are protected by third party copyright, trademarks and other intellectual property rights. © UBS 2026. The key symbol and UBS are among the registered and unregistered trademarks of UBS. All rights reserved.

Global Wealth Management Disclaimer

You receive this document in your capacity as a client of UBS Global Wealth Management. This publication has been distributed to you by UBS Switzerland AG (regulated by FINMA in Switzerland) or its affiliates (**"UBS"**) with whom you have a banking relationship with. The full name of the distributing affiliate and its competent authority can be found in the country-specific disclaimer at the end of this document. UBS may utilise artificial intelligence tools ("AI Tools") in the preparation of this document. Notwithstanding any such use of AI Tools, this document has undergone human review.

The date and time of the first dissemination of this publication is the same as the date and time of its publication.

Risk information:

You agree that you shall not copy, revise, amend, create a derivative work, provide to any third party, or in any way commercially exploit any UBS research, and that you shall not extract data from any research or estimates, without the prior written consent of UBS.

This document is for distribution only as may be permitted by law. It is not directed to, or intended for distribution to or use by, any person or entity who is a citizen or resident of or located in any locality, state, country or other jurisdiction where such distribution, publication, availability or use would be contrary to law or regulation or would subject UBS to any registration or licensing requirement within such jurisdiction.

This document is **for your information only**; it is not an advertisement nor is it a solicitation or an offer to buy or sell any financial instruments or to participate in any particular trading strategy. Nothing in this document constitutes a representation that any investment strategy or recommendation is suitable or appropriate to an investor's individual circumstances or otherwise constitutes a personal recommendation. By providing this document, none of UBS or its representatives has any responsibility or authority to provide or have provided investment advice in a fiduciary capacity or otherwise. Investments involve risks, and investors should exercise prudence and their own judgment in making their investment decisions. None of UBS or its representatives is suggesting that the recipient or any other person take a specific course of action or any action at all. By receiving this document, the recipient acknowledges and agrees with the intended purpose described above and further disclaims any expectation or belief that the information constitutes investment advice to the recipient or otherwise purports to meet the investment objectives of the recipient. The financial instruments described in the document may not be eligible for sale in all jurisdictions or to certain categories of investors.

Options, derivative products and futures are not suitable for all investors, and trading in these instruments is considered risky. Mortgage and asset-backed securities may involve a high degree of risk and may be highly volatile in response to fluctuations in interest rates or other market conditions. Foreign currency rates of exchange may adversely affect the value, price or income of any security or related instrument referred to in the document. For investment advice, trade execution or other enquiries, clients should contact their local sales representative.

The value of any investment or income may go down as well as up, and investors may not get back the full (or any) amount invested. Past performance is not necessarily a guide to future performance. Neither UBS nor any of its directors, employees or agents accepts any liability for any loss (including investment loss) or damage arising out of the use of all or any of the information (as defined below).

Prior to making any investment or financial decisions, any recipient of this document or the information should take steps to understand the risk and return of the investment and seek individualized advice from his or her personal financial, legal, tax and other professional advisors that takes into account all the particular facts and circumstances of his or her investment objectives.

Any prices stated in this document are for information purposes only and do not represent valuations for individual securities or other financial instruments. There is no representation that any transaction can or could have been effected at those prices, and any prices do not necessarily reflect UBS's internal books and records or theoretical model-based valuations and may be based on certain assumptions. Different assumptions by UBS or any other source may yield substantially different results.

No representation or warranty, either expressed or implied, is provided in relation to the accuracy, completeness or reliability of the information contained in any materials to which this document relates (the "Information"), except with respect to Information concerning UBS. The Information is not intended to be a complete statement or summary of the securities, markets or developments referred to in the document. UBS does not undertake to update or keep current the Information. Any opinions expressed in this document may change without notice and may differ or be contrary to opinions expressed by other business areas or groups, personnel or other representative of UBS. Any statements contained in this report attributed to a third party represent UBS's interpretation of the data, information and/or opinions provided by that third party either publicly or through a subscription service, and such use and interpretation have not been reviewed by the third party. In no circumstances may this document or any of the Information (including any forecast, value, index or other calculated amount ("Values")) be used for any of the following purposes: (i) valuation or accounting purposes; (ii) to determine the amounts due or payable, the price or the value of any financial instrument or financial contract; or (iii) to measure the performance of any financial instrument including, without limitation, for the purpose of tracking the return or performance of any Value or of defining the asset allocation of portfolio or of computing performance fees.

By receiving this document and the Information you will be deemed to represent and warrant to UBS that you will not use this document or any of the Information for any of the above purposes or otherwise rely upon this document or any of the Information.

UBS has policies and procedures, which include, without limitation, independence policies and permanent information barriers, that are intended, and upon which UBS relies, to manage potential conflicts of interest and control the flow of information within divisions of UBS (including between Global Wealth Management and UBS Global Research) and among its subsidiaries, branches and affiliates. For further information on the ways in which UBS manages conflicts and maintains independence of its research products, historical performance information and certain additional disclosures concerning UBS research recommendations, please visit https://www.ubs.com/research-methodology.

Research will initiate, update and cease coverage solely at the discretion of research management, which will also have sole discretion on the timing and frequency of any published research product. The analysis contained in this document is based on numerous assumptions. Different assumptions could result in materially different results.

The analyst(s) responsible for the preparation of this document may interact with trading desk personnel, sales personnel and other parties for the purpose of gathering, applying and interpreting market information. UBS relies on information barriers to control the flow of information contained in one or more areas within UBS into other areas, units, groups or affiliates of UBS. The compensation of the analyst who prepared this document is determined exclusively by research management and senior management (not including investment banking). Analyst compensation is not based on investment banking revenues; however, compensation may relate to the revenues of UBS and/or its divisions as a whole, of which investment banking, sales and trading are a part, and UBS's subsidiaries, branches and affiliates as a whole.

For financial instruments admitted to trading on an EU regulated market: UBS AG, its affiliates or subsidiaries (excluding UBS Securities LLC) acts as a market maker or liquidity provider (in accordance with the interpretation of these terms in the UK) in the financial instruments of the issuer save that where the activity of liquidity provider is carried out in accordance with the definition given to it by the laws and regulations of any other EU jurisdictions, such information is separately disclosed in this document. For financial instruments admitted to trading on a non-EU regulated market: UBS may act as a market maker save that where this activity is carried out in the US in accordance with the definition given to it by the relevant laws and regulations, such activity will be specifically disclosed in this document. UBS may have issued a warrant the value of which is based on one or more of the financial instruments referred to in the document. UBS and its affiliates and employees may have long or short positions, trade as principal and buy and sell in instruments or derivatives identified herein; such transactions or positions may be inconsistent with the opinions expressed in this document.

Options and futures are not suitable for all investors, and trading in these instruments is considered risky and may be appropriate only for sophisticated investors. Prior to buying or selling an option, and for the complete risks relating to options, you must receive a copy of "Characteristics and Risks of Standardized Options". You may read the document at https://www.theocc.com/about/publications/character-risks.jsp or ask your financial advisor for a copy.

Investing in structured investments involves significant risks. For a detailed discussion of the risks involved in investing in any particular structured investment, you must read the relevant offering materials for that investment. Structured investments are unsecured obligations of a particular issuer with returns linked to the performance of an underlying asset. Depending on the terms of the investment, investors could lose all or a substantial portion of their investment based on the performance of the underlying asset. Investors could also lose their entire investment if the issuer becomes insolvent. UBS does not guarantee in any way the obligations or the financial condition of any issuer or the accuracy of any financial information provided by any issuer. Structured investments are not traditional investments and investing in a structured investment is not equivalent to investing directly in the underlying asset. Structured investments may have limited or no liquidity, and investors should be prepared to hold their investment to maturity. The return of structured investments may be limited by a maximum gain, participation rate or other feature. Structured investments may include call features and, if a structured investment is called early, investors would not earn any further return and may not be able to reinvest in similar investments with similar terms. Structured investments include costs and fees which are generally embedded in the price of the investment. The tax treatment of a structured investment may be complex and may differ from a direct investment in the underlying asset. UBS and its employees do not provide tax advice. Investors should consult their own tax advisor about their own tax situation before investing in any securities.

Important Information About Sustainable Investing Strategies: Sustainable investing strategies aim to consider and incorporate environmental, social and governance (ESG) factors into investment process and portfolio construction. Strategies across geographies approach ESG analysis and incorporate the findings in a variety of ways. Incorporating ESG factors or Sustainable Investing considerations may inhibit the portfolio manager's ability to participate in certain investment

opportunities that otherwise would be consistent with its investment objective and other principal investment strategies. The returns on a portfolio incorporating ESG factors or Sustainable Investing considerations may be lower or higher than portfolios where ESG factors, exclusions, or other sustainability issues are not considered by the portfolio manager, and the investment opportunities available to such portfolios may differ.

Within the past 12 months UBS Switzerland AG, its affiliates or subsidiaries may have received or provided investment services and activities or ancillary services as per MiFID II which may have given rise to a payment or promise of a payment in relation to these services from or to this company.

Disclosures: If you require detailed information on disclosures of interest or conflict of interest as required by Market Abuse Regulation please contact the mailbox MAR_disclosure_twopager@ubs.com. Please note that e-mail communication is unsecured.

External Asset Managers / External Financial Consultants: In case this research or publication is provided to an External Asset Manager or an External Financial Consultant, UBS expressly prohibits that it is redistributed by the External Asset Manager or the External Financial Consultant and is made available to their clients and/or third parties.

Argentina: All securities that will be offered to you by UBS are not authorized by the Argentine Securities and Exchange Commission (CNV) and are not subject to its reporting, periodic information requirements, or oversight. Furthermore, the CNV has not reviewed or endorsed the information provided in any securities offering document, nor the accuracy of any accounting, financial, economic data, or any other information disclosed therein, which remains the sole responsibility of the respective issuer and the other parties involved. **Australia:** This document is provided by UBS Switzerland AG. UBS Switzerland AG does not hold an Australian Financial Services Licence (AFSL) and relies on an exemption to provide financial services to persons in Australia. This document is intended only for distribution to wholesale clients under the Corporations Act 2001 (Cth). UBS Switzerland AG is a related body corporate of UBS AG, Australia Branch and UBS Securities Australia Limited. This document may be distributed to clients by those entities, but it is provided by UBS Switzerland AG and is not provided under any of the other entities' AFSL. The information in this document is general in nature and is not intended to address the objectives, financial situation or needs of any particular individual or entity. Each recipient should consider their own objectives, financial situation or needs before acting on the advice and obtain the relevant Product Disclosure Statement (if required) before making any decision whether to acquire any product. In Australia, UBS entities, other than UBS AG, Australia Branch, are not authorized deposit-taking institutions for the purposes of the Banking Act 1959 (Cth.) and their obligations do not represent deposits or other liabilities of UBS AG, Australia Branch. UBS AG, Australia Branch does not guarantee or otherwise provide assurance in respect of the obligations of such UBS entities or the funds. An investor is exposed to investment risk including possible delays in repayment and loss of income and principal invested, as relevant. If you do not wish to receive marketing materials from UBS, please contact your UBS representative or the contact details listed in the Australia Privacy Notice: https://www.ubs.com/global/en/legal/privacy.html. Your personal data will be processed in accordance with this notice. **Bahrain**: This report is being distributed by UBS AG, Bahrain Branch, duly licensed and regulated by the Central Bank of Bahrain (CBB) as an Investment Business Firm - Category 2 (Branch). Related financial services or products are only made available to Accredited Investors, as defined by the CBB, and are not intended for any other persons. UBS AG, Bahrain Branch is a Foreign Branch of UBS AG, Zurich/Switzerland and is located on Level 21, East Tower, Bahrain World Trade Centre, Manama, Kingdom of Bahrain. **Brazil**: This report is distributed in Brazil by UBS BB Corretora de Câmbio, Títulos e Valores Mobiliários S.A. or its affiliates ("UBS"). Pursuant to CVM Resolution No. 20/2021, of February 25, 2021, the author(s) of the report hereby certify(ies) that the views expressed in this report solely and exclusively reflect their personal opinions and have been prepared independently, including with respect to UBS. Part of the author(s)´s compensation is based on various factors, including the total revenues of the relevant UBS Group entity of which they are in employment of, but no part of the compensation has been, is, or will be related to the specific recommendations or views expressed in this report. In addition, UBS declares that: UBS has provided, and/or may in the future provide investment banking, brokerage, asset management, commercial banking and other financial services to the subject company/companies or its affiliates, for which they have received or may receive customary fees and commissions, and which constituted or may constitute relevant financial or commercial interests in relation to the subject company/companies or the subject securities. **Canada**: The information contained herein is not, and under no circumstances is to be construed as, a prospectus, an advertisement, a public offering, an offer to sell securities described herein, solicitation of an offer to buy securities described herein, in Canada or any province or territory thereof. Any offer or sale of the securities described herein in Canada will be made only under an exemption from the requirements to file a prospectus with the relevant Canadian securities regulators and only by a dealer properly registered under applicable securities laws or, alternatively, pursuant to an exemption from the dealer registration requirement in the relevant province or territory of Canada in which such offer or sale is made. Under no circumstances is the information contained herein to be construed as investment advice in any province or territory of Canada and is not tailored to the needs of the recipient. To the extent that the information contained herein references securities of an issuer incorporated, formed or created under the laws of Canada or a province or territory of Canada, any trades in such securities must be conducted through a dealer registered in Canada or, alternatively, pursuant to a dealer registration exemption. No securities commission or similar regulatory authority in Canada has reviewed or in any way passed upon these materials, the information contained herein or the merits of the securities described herein and any representation to the contrary is an offence. In Canada, this publication is distributed by UBS Investment Management Canada Inc. **China**: This report and any offering material such as term sheet, research report, other product or service documentation or any other information (the "Material") sent with this report was done so as a result of a request received by UBS from you and/or persons entitled to make the request on your behalf. Should you have received the material erroneously, UBS asks that you kindly delete it and inform UBS immediately. This report is prepared by UBS Switzerland AG or its offshore subsidiary or affiliate (collectively as "UBS Offshore"). UBS Offshore is an entity incorporated out of China and is not licensed, supervised or regulated in China to carry out banking or securities business. The recipient should not contact the analysts or UBS Offshore which produced this report for advice as they are not licensed to provide securities investment advice in China. UBS Investment Bank (including Research) has its own wholly independent research and views which at times may vary from the views of UBS Global Wealth Management. The recipient should not use this document or otherwise rely on any of the information contained in this report in making investment decisions and UBS takes no responsibility in this regard. **Czech Republic**: UBS is not a licensed bank in the Czech Republic and thus is not allowed to provide regulated banking or investment services in the Czech Republic. This communication and/or material is distributed for marketing purposes and constitutes a "Commercial Message" under the laws of Czech Republic in relation to banking and/or investment services. Please notify UBS if you do not wish to receive any further correspondence. **Denmark**: This publication is not intended to constitute a public offer under Danish law. It is distributed only for information purposes to clients of UBS Europe SE, Denmark Branch, filial af UBS Europe SE, with place of business at Sankt Annae Plads 13, 1250 Copenhagen, Denmark, registered with the Danish Commerce and Companies Agency, under No. 38 17 24 33. UBS Europe SE, Denmark Branch, filial af UBS Europe SE is subject to the joint supervision of the European Central Bank, the German Central Bank (Deutsche Bundesbank), the German Federal Financial Services Supervisory Authority (Bundesanstalt für Finanzdienstleistungsaufsicht, "BaFin"), as well as of the Danish Financial Supervisory Authority (Finanstilsynet), to which this publication has not been submitted for approval. UBS Europe SE is a credit institution constituted under German law in the form of a Societas Europaea, duly authorized by BaFin. **Egypt**: Securities or other investment products are not being offered or sold by UBS to the public in Egypt and they have not been and will not be registered with the Egyptian Financial Regulatory Authority (FRA). **France**: This publication is not intended to constitute a public offer under French law, it does not constitute a personal recommendation as it is distributed only for information purposes to clients of UBS Europe SE Succursale de France (a branch of UBS Europe SE), having its registered office at 39, rue du Colisée, 75008 Paris, France, registered with the "Registre du Commerce et des Sociétés" of Paris under N°844 425 629. UBS Europe SE Succursale de France is subject to the joint supervision of the European Central Bank, the German Central Bank (Deutsche Bundesbank), the German Federal Financial Services Supervisory Authority (Bundesanstalt für Finanzdienstleistungsaufsicht, "BaFin"), as well as of the French "Autorité de contrôle prudentiel et de résolution" and "Autorité des marchés financiers", to which this publication has not been submitted for approval. UBS Europe SE is a credit institution constituted under German law in the form of a Societas Europaea, duly authorized by BaFin. **Germany**: This publication is not intended to constitute a public offer under German law. It is distributed only for information purposes to clients of UBS Europe SE, Germany, with place of business at Bockenheimer Landstrasse 2-4, 60306 Frankfurt am Main. UBS Europe SE is a credit institution constituted under German law in the form of a Societas Europaea, duly authorized by the German Federal Financial Services Supervisory Authority (Bundesanstalt für Finanzdienstleistungsaufsicht, "BaFin") and supervised jointly by the European Central Bank, the German Central Bank (Deutsche Bundesbank) and BaFin, to which this publication has not been submitted for approval. **Hong Kong SAR**: This publication is distributed to clients of UBS AG Hong Kong Branch by UBS AG Hong Kong Branch, a licensed bank under the Hong Kong Banking Ordinance and a registered institution under the Securities and Futures Ordinance. UBS AG Hong Kong Branch is incorporated in Switzerland with limited liability. The contents of this material have not been reviewed by any regulatory authority in Hong Kong. **India**: UBS Securities India Private Ltd. (Corporate Identity Number U67120MH1996PTC097299) 2/F, 3 North Avenue, Maker Maxity, Bandra Kurla Complex, Bandra (East), Mumbai (India) 400051. Phone: +912261556000. It provides brokerage services bearing SEBI Registration Number: INZ000259830; Merchant Banking services bearing SEBI Registration Number: INM000013101 and Research Analyst services bearing SEBI Registration Number: INH000001204. Name of Compliance Officer Mr. Parameshwaran Shivaramakrishnan, Phone: +912261556151, Email: parameshwaran.s@ubs.com, Name of Grievance Officer Parameshwaran Shivaramakrishnan, Phone: +912261556151, Email: ol-ubs-sec-compliance@ubs.com. Registration granted by SEBI, and certification from NISM in no way guarantee performance of the intermediary or provide any assurance of returns to investors. UBS AG, its affiliates or subsidiaries may have debt holdings or positions in the subject Indian company/companies. UBS AG, its affiliates or subsidiaries may have financial interests (e.g. loan/derivative products, rights to or interests in investments, etc.) in the subject Indian company/companies from time to time. Within the past 12 months, UBS AG, its affiliates or subsidiaries may have received compensation for non-investment banking securities-related services and/or non-securities services from the subject Indian company/companies. The subject company/companies may have been a client/clients of UBS AG, its affiliates or subsidiaries during the 12 months preceding the date of distribution of the research report with respect to investment banking and/or non-investment banking securities-related services and/or non-securities services. With regard to information on associates, please refer to the Annual Report at: https://www.ubs.com/global/en/about_ubs/investor_relations/annualreporting.html. The Research Annual Compliance report for UBS Securities India Private Limited is available on www.ubs.com/ubssi under Research tab. **Indonesia**: This communication and any offering material term sheet, research report, other product or service documentation or any other information (the "Material") sent with this communication was done so as a result of a request received by UBS from you and/or persons entitled to make the request on your behalf. Should you have received the Material erroneously, UBS asks that you kindly delete/destroy the communication and Material and inform UBS

immediately. The Material, where provided, was provided for your information only and is not to be further distributed without the consent of UBS. None of the Material has been registered or filed under the prevailing laws and with any financial or regulatory authority in your jurisdiction. The Material may not have been approved, disapproved, endorsed, registered or filed with any financial or regulatory authority in your jurisdiction. UBS has not, by virtue of the Material, made available, issued any invitation to subscribe for or to purchase any investment (including securities or products or futures contracts). The Material is neither an offer nor a solicitation to enter into any transaction or contract (including futures contracts) nor is it an offer to buy or to sell any securities or products. The relevant investments will be subject to restrictions and obligations on transfer as set forth in the Material, and by receiving the Material you undertake to comply fully with such restrictions and obligations. You should carefully study and ensure that you understand and exercise due care and discretion in considering your investment objective, risk appetite and personal circumstances against the risk of the investment. You are advised to seek independent professional advice in case of doubt. Any and all advice provided on and/or trades executed by UBS pursuant to the Material will only have been provided upon your specific request or executed upon your specific instructions, as the case may be, and may be deemed as such by UBS and you. **Israel**: UBS is a premier global financial firm offering wealth management, asset management and investment banking services from its headquarters in Switzerland and its operations in over 50 countries worldwide to individual, corporate and institutional investors. This publication is intended for information only and is not intended as an offer to buy or solicitation of an offer. Furthermore, this publication is not intended as an investment advice. Nothing contrary to the above, no action has been, or will be, taken in Israel that would permit an offering of the product(s) mentioned in this document or a distribution of this document to the public in Israel. In particular, this document has not been reviewed or approved by the Israeli Securities Authority. The product(s) mentioned in this document is/are being offered to a limited number of sophisticated investors who qualify as one of the investors listed in the first supplement to the Israeli Securities Law, 5728-1968. This document may not be reproduced or used for any other purpose, nor be furnished to any other person other than those to whom copies have been sent. Anyone who purchases the product(s) mentioned herein shall do so for its own benefit and for its own account and not with the aim or intention of distributing or offering the product(s) to other parties. Anyone who purchases the product(s) shall do so in accordance with its own understanding and discretion and after it has received any relevant financial, legal, business, tax or other advice or opinion required by it in connection with such purchase(s). The word "advice" and/or any of its equivalent terms shall be read and construed in conjunction with the definition of the term "investment marketing" as defined under the Israeli Regulation of Investment Advice, Investment Marketing and Portfolio Management Law. The Swiss laws and regulations require a number of mandatory disclosures to be made in independent financial research reports or recommendations. Pursuant to the Swiss Financial Market Infrastructure Act and the Financial Market Infrastructure Ordinance-FINMA, banks must disclose the percentage of voting rights they hold in companies being researched, if these holdings are equal to or exceed the statutory thresholds. In addition, the Directives on the Independence of Financial Research, issued by the Swiss Bankers Association, mandate a number of disclosures, including the disclosure of potential conflicts of interest, the participation within previous 12 months in any securities issues on behalf of the company being researched, as well as the fact that remuneration paid to the financial analysts is based generally upon the performance of (i) the new issues department or investment banking; or (ii) securities trading performance (including proprietary trading) or sales. **Italy**: This publication is not intended to constitute a public offer under Italian law. It is distributed only for information purposes to clients of UBS Europe SE, Succursale Italia, with place of business at Via del Vecchio Politecnico, 3-20121 Milano. UBS Europe SE, Succursale Italia is subject to the joint supervision of the European Central Bank, the German Central Bank (Deutsche Bundesbank), the German Federal Financial Services Supervisory Authority (Bundesanstalt für Finanzdienstleistungsaufsicht, "BaFin"), as well as of the Bank of Italy (Banca d'Italia) and the Italian Financial Markets Supervisory Authority (CONSOB - Commissione Nazionale per le Società e la Borsa), to which this publication has not been submitted for approval. UBS Europe SE is a credit institution constituted under German law in the form of a Societas Europaea, duly authorized by BaFin. **Japan**: This report is solely distributed in Japan by UBS SuMi TRUST Wealth Management Co., Ltd, Financial Instruments Dealer, Director-General of Kanto Local Finance Bureau (Kinsho) No. 3233, a member of the Japan Securities Dealers Association, Financial Futures Association of Japan, Investment Management Association of Japan. UBS SuMi TRUST Wealth Management Co., Ltd will not distribute or forward this report outside Japan. **Jersey**: UBS AG, Jersey Branch, is regulated and authorized by the Jersey Financial Services Commission for the conduct of banking, funds and investment business. Where services are provided from outside Jersey, they will not be covered by the Jersey regulatory regime. UBS AG, Jersey Branch is a branch of UBS AG a public company limited by shares, incorporated in Switzerland whose registered offices are at Aeschenvorstadt 1, CH-4051 Basel and Bahnhofstrasse 45, CH 8001 Zurich. UBS AG, Jersey Branch's principal place of business is 1, IFC Jersey, St Helier, Jersey, JE2 3BX. **Luxembourg**: This publication is not intended to constitute a public offer under Luxembourg law. It is distributed only for information purposes to clients of UBS Europe SE, Luxembourg Branch ("UBS Luxembourg"), R.C.S. Luxembourg n° B209123, with registered office at 33A, Avenue J. F. Kennedy, L-1855 Luxembourg. UBS Europe SE is a credit institution constituted under German law in the form of a Societas Europaea (HRB n° 107046), with registered office at Bockenheimer Landstrasse 2-4, D-60306 Frankfurt am Main, Germany, duly authorized by the German Federal Financial Services Supervisory Authority (Bundesanstalt für Finanzdienstleistungsaufsicht, "BaFin") and subject to the joint prudential supervision of BaFin, the European Central Bank and the central bank of Germany (Deutsche Bundesbank). UBS Luxembourg is furthermore supervised by the Luxembourg prudential supervisory authority (Commission de Surveillance du Secteur Financier), in its role as host member state authority. This publication has not been submitted for approval to any public supervisory authority. **Malaysia**: This communication and any offering material term sheet, research report, other product or service documentation or any other information (the "Material") sent with this communication was done so as a result of a request received by UBS from you and/or persons entitled to make the request on your behalf. Should you have received the Material erroneously, UBS asks that you kindly delete/destroy the communication and Material and inform UBS immediately. The Material, where provided, was provided for your information only and is not to be further distributed in whole or in part in or into your jurisdiction without the consent of UBS. The Material may not have been reviewed, approved, disapproved, endorsed, registered or filed with any financial or regulatory authority in your jurisdiction. UBS has not, by virtue of the Material, made available, issued any invitation to subscribe for or to purchase any investment (including securities or derivatives products). The Material is neither an offer nor a solicitation to enter into any transaction or contract (including future contracts) nor is it an offer to buy or to sell any securities or derivatives products. The relevant investments will be subject to restrictions and obligations on transfer as set forth in the Material, and by receiving the Material you undertake to comply fully with such restrictions and obligations. You should carefully study and ensure that you understand and exercise due care and discretion in considering your investment objective, risk appetite and personal circumstances against the risk of the investment. You are advised to seek independent professional advice in case of doubt. Any and all advice provided on and/or trades executed by UBS pursuant to the Material will only have been provided upon your specific request or executed upon your specific instructions, as the case may be, and may be deemed as such by UBS and you. **Mexico**: This information is distributed by UBS Asesores México, S.A. de C.V. ("UBS Asesores"), an affiliate of UBS Switzerland AG, incorporated as a non-independent investment advisor under the Mexican regulation due to the relation with a Foreign Bank. UBS Asesores is registered under number 30060-001-(14115)-21/06/2016 and subject to the supervision of the Mexican Banking and Securities Commission ("CNBV") exclusively regarding the rendering of (i) portfolio management services, (ii) securities investment advisory services, analysis and issuance of individual investment recommendations, and (iii) anti-money laundering and terrorism financing matters. This UBS publication or any material related thereto is addressed only to Sophisticated or Institutional Investors located in Mexico. Research reports only reflect the views of the analysts responsible for the report. The compensation of the analyst(s) who prepared this report is determined exclusively by research management and senior management of any entity of UBS Group to which such analyst(s) render(s) services. **Monaco**: This document is not intended to constitute a public offering or a comparable solicitation under the Principality of Monaco laws, but might be made available for information purposes to clients of UBS (Monaco) S.A., a regulated bank having its registered office at 2 avenue de Grande Bretagne 98000 Monaco operating under a banking license granted by the "Autorité de Contrôle Prudentiel et de Résolution" (ACPR) and the Monegasque government which authorizes the provision of banking services in Monaco. UBS (Monaco) S.A. is also licensed by the "Commission de Contrôle des Activités Financières" (CCAF) to provide investment services in Monaco. The latter has not approved this publication. **Philippines:** This communication was done so as a result of a request received by UBS from you and/or persons entitled to make the request on your behalf. Should you have received the Material erroneously, UBS asks that you kindly delete/destroy the communication and Material and inform UBS immediately. The Material, where provided, was provided for your information only and is not to be further distributed in whole or in part in or into your jurisdiction without the consent of UBS. The Material may not have been reviewed, approved, disapproved, endorsed, registered or filed with any financial or regulatory authority in your jurisdiction. UBS has not, by virtue of the Material, made available, issued any invitation to subscribe for or to purchase any investment (including securities or derivatives products). The Material is neither an offer nor a solicitation to enter into any transaction or contract (including future contracts) nor is it an offer to buy or to sell any securities or derivatives products. The relevant investments will be subject to restrictions and obligations on transfer as set forth in the Material, and by receiving the Material you undertake to comply fully with such restrictions and obligations. You should carefully study and ensure that you understand and exercise due care and discretion in considering your investment objective, risk appetite and personal circumstances against the risk of the investment. You are advised to seek independent professional advice in case of doubt. Any and all advice provided on and/or trades executed by UBS pursuant to the Material will only have been provided upon your specific request or executed upon your specific instructions, as the case may be, and may be deemed as such by UBS and you. **Portugal**: UBS Switzerland AG is not licensed to conduct banking and financial activities in Portugal nor is UBS Switzerland AG supervised by the portuguese regulators (Bank of Portugal "Banco de Portugal" and Portuguese Securities Exchange Commission "Comissão do Mercado de Valores Mobiliários"). **Qatar**: UBS Qatar LLC is licensed by the Qatar Financial Centre Authority and authorized by the QFC Regulatory Authority, with QFC no. 01169, and has its registered office at Building No. 36, 4th Floor, Abdulla Bin Thani Street, Doha Design District 1, Msheireb Downtown Doha, State of Qatar. This material is strictly intended for Eligible Counterparties and/or Business Customers only as classified under the QFCRA's Customer and Investor Protection Rules 2019. No other person should act upon this material. **Russia**: This document or information contained therein is for information purposes only and constitutes neither a public nor a private offering, is not an invitation to make offers, to sell, exchange or otherwise transfer any financial instruments in the Russian Federation to or for the benefit of any Russian person or entity and does not constitute an advertisement or offering of securities in the Russian Federation within the meaning of Russian securities laws. The information contained herein is not an "individual investment recommendation" as defined in Federal Law of 22 April 1996 No 39-FZ "On Securities Market" (as amended) and the financial instruments and operations specified herein may not be suitable for your investment profile or your investment goals or expectations. The determination of whether or not such financial instruments and operations are in your interests or are suitable for your investment goals, investment horizon or the acceptable risk level is your responsibility. We assume no liability for any losses connected with making any such operations or investing into any such financial instruments and we do not recommend to use such information as the only source of information for making an investment decision. **Saudi Arabia**: This material is for marketing and information purposes by UBS Saudi Arabia only. It has been distributed by UBS Saudi Arabia or reviewed and approved by UBS Saudi Arabia if it was issued by UBS Switzerland AG, by UBS AG, or any of its subsidiaries or branches. UBS Switzerland AG is a public company limited by shares, incorporated in Switzerland with its registered offices at Bahnhofstrasse 45, CH-8001 Zurich. UBS Saudi Arabia (a subsidiary of UBS AG) is a Saudi closed joint stock company incorporated in the Kingdom of Saudi Arabia with a paid capital of 110,000,000 Saudi Riyals under commercial register

number 1010257812 having its registered office at Laysen Valley, P.O. Box 75724, Riyadh 11588, Kingdom of Saudi Arabia. UBS Saudi Arabia is authorized and regulated by the Capital Market Authority to conduct securities business under license number 08113-37. This document is distributed only under such circumstances as may be permitted by applicable laws and regulations. The information and – if any - opinions contained in this document have been compiled or arrived at based upon information obtained from sources believed to be reliable and in good faith, but is not guaranteed as being accurate, nor is it a complete statement or summary of the securities, markets or developments referred to in the document. All such information and opinions are subject to changes without notice. Past performance of investments (whether simulated or actual) is not necessarily an indicator of future results. Forward looking data is based on estimates that are subject to changes. Should the currency of a financial product or service not match your reference currency, performance may rise or fall due to currency fluctuations. UBS Switzerland AG and / or other members of the UBS Group may have a position in and may make a purchase and/or sale of any of the securities or other financial instruments mentioned in this document While statements that constitute "forward-looking statements", including, but not limited to, statements relating to our future business development represent UBS judgments and future expectations concerning the development of our business, a number of risks, uncertainties and other important factors could cause actual developments and results to differ materially from our expectations. This document may not be forwarded, reproduced, redistributed or republished for any purpose without the written permission of UBS Saudi Arabia. Source for all data and charts (if not indicated otherwise) is UBS Switzerland AG. **Singapore**: Where applicable, this material is distributed in Singapore by UBS AG, Singapore Branch, which is licensed by the Monetary Authority of Singapore under the Banking Act 1970 to carry on banking business. UBS AG is incorporated in Switzerland with limited liability. UBS AG has a branch registered in Singapore (UEN S98FC5560C). This material has been prepared and issued for distribution in Singapore to institutional investors, accredited investors and expert investors (each as defined under the Financial Advisers Regulations (the "FAR")) only. By virtue of your status as an institutional investor, accredited investor, or expert investor, UBS AG is exempted from complying with certain requirements under the Financial Advisers Act 2001 (the "FAA"), the FAR and the relevant Notices and Guidelines issued thereunder, in respect of any financial advisory service which UBS AG may provide to you. These include exemptions from complying with: Section 34 of the FAA (pursuant to Regulation 33(1) of the FAR); Section 36 of the FAA (pursuant to Regulation 34(1) of the FAR); and Section 45 of the FAA (pursuant to Regulation 35(1) of the FAR). Singapore recipients and clients of UBS AG, Singapore Branch should contact UBS AG, Singapore Branch for any matters arising from, or in connection with, this material. Where applicable, this communication and any offering material term sheet, research report, other product or service documentation or any other information (the "Material") sent with this communication was done so as a result of a request received by UBS from you and/or persons entitled to make the request on your behalf. Should you have received the Material erroneously, UBS asks that you kindly delete/destroy the communication and Material and inform UBS immediately. The Material, where provided, was provided for your information only and is not to be further distributed in whole or in part in or into your jurisdiction without the consent of UBS. The Material may not have been reviewed, approved, disapproved or endorsed by any financial or regulatory authority in your jurisdiction. UBS has not, by virtue of the Material, made available, issued any invitation to subscribe for or to purchase any investment (including securities or products or futures contracts). The Material is neither an offer nor a solicitation to enter into any transaction or contract (including future contracts) nor is it an offer to buy or to sell any securities or products. The relevant investments will be subject to restrictions and obligations on transfer as set forth in the Material, and by receiving the Material you undertake to comply fully with such restrictions and obligations. You should carefully study and ensure that you understand and exercise due care and discretion in considering your investment objective, risk appetite and personal circumstances against the risk of the investment. You are advised to seek independent professional advice in case of doubt. Any and all advice provided on and/or trades executed by UBS pursuant to the Material will only have been provided upon your specific request or executed upon your specific instructions, as the case may be, and may be deemed as such by UBS and you. **Spain:** This report is distributed in Spain by UBS AG, Sucursal en España, authorized under number 1460 in the Register by the Banco de España. **Sweden**: This publication is not intended to constitute a public offer under Swedish law. It is distributed only for information purposes to clients of UBS Europe SE, Sweden Bankfilial, with place of business at Regeringsgatan 38, 11153 Stockholm, Sweden, registered with the Swedish Companies Registration Office under Reg. No 516406-1011. UBS Europe SE, Sweden Bankfilial is subject to the joint supervision of the European Central Bank, the German Central Bank (Deutsche Bundesbank), the German Federal Financial Services Supervisory Authority (Bundesanstalt für Finanzdienstleistungsaufsicht, "BaFin"), as well as of the Swedish supervisory authority (Finansinspektionen), to which this publication has not been submitted for approval. UBS Europe SE is a credit institution constituted under German law in the form of a Societas Europaea, duly authorized by BaFin. **Taiwan**: This material is provided by UBS AG, Taipei Branch in accordance with laws of Taiwan, in agreement with or at the request of clients/prospects. **Thailand**: This communication and any offering material, term sheet, research report, other product or service documentation or any other information (the "Material") sent with this communication were done so as a result of a request received by UBS from you and/or persons entitled to make the request on your behalf. Should you have received the Material erroneously, UBS asks that you kindly delete/destroy the communication and Material and inform UBS immediately. The Material, where provided, was provided for your information only and is not to be further distributed in whole or in part in or into your jurisdiction without the consent of UBS. The Material may not have been reviewed, approved, disapproved, endorsed, registered or filed with any financial or regulatory authority in your jurisdiction. UBS has not, by virtue of the Material, made available, issued any invitation to subscribe for or to purchase any investment (including securities or derivatives products). The Material is neither an offer nor a solicitation to enter into any transaction or contract (including future contracts) nor is it an offer to buy or to sell any securities or derivatives products. The relevant investments will be subject to restrictions and obligations on transfer as set forth in the Material, and by receiving the Material you undertake to comply fully with such restrictions and obligations. You should carefully study and ensure that you understand and exercise due care and discretion in considering your investment objective, risk appetite and personal circumstances against the risk of the investment. You are advised to seek independent professional advice in case of doubt. Any and all advice provided and/or trades executed by UBS pursuant to the Material will only have been provided upon your specific request or executed upon your specific instructions, as the case may be, and may be deemed as such by UBS and you. **Türkiye**: The information in this document is not provided for the purpose of offering, marketing or sale of any capital market instrument or service in the Republic of Türkiye. Therefore, this document may not be considered as an offer made, or to be made, to residents of the Republic of Türkiye in the Republic of Türkiye. UBS Switzerland AG is not licensed by the Capital Markets Board of Türkiye (the CMB) under the provisions of the Capital Market Law (Law No. 6362). Accordingly, neither this document nor any other offering material related to the instrument/service may be utilized in connection with providing any capital market services to persons within the Republic of Türkiye without the prior approval of the CMB. However, according to article 15 (d) (ii) of the Decree No. 32 residents of the Republic of Türkiye are allowed to purchase or sell the financial instruments traded in financial markets outside of the Republic of Türkiye. Further to this, pursuant to article 9 of the Communiqué on Principles Regarding Investment Services, Activities and Ancillary Services No. III-37.1, investment services provided abroad to residents of the Republic of Türkiye based on their own initiative are not restricted. **United Arab Emirates (UAE) / DIFC / Abu Dhabi**: UBS is not licensed in the UAE by the Central Bank of the UAE nor by the Emirates' Securities and Commodities Authority and does not undertake banking activities in the UAE. This document is provided for your information only and does not constitute financial advice. **DIFC**: UBS AG Dubai Branch is regulated by the DFSA in the DIFC. This material is strictly intended for Professional Clients and/or Market Counterparties only as classified under the DFSA rulebook. It should not be distributed to Retail Clients. The Investment Research is provided for information purposes only and is not a recommendation or offer to buy/sell/hold a particular investment. The investment research may be out of date. You should seek investment advice before acting on the basis of the Investment Research. **Abu Dhabi**: UBS AG Abu Dhabi Branch is licensed and regulated by the Financial Services Regulatory Authority ("FSRA") of the Abu Dhabi Global Market. This material is intended solely for professional clients or market counterparties, as defined in the rules of the FSRA. It is not directed at, nor intended for, retail clients or any person who does not meet the criteria of a professional client or market counterparty. **United Kingdom**: This document is issued by UBS Wealth Management, a division of UBS AG which is authorised and regulated by the Financial Market Supervisory Authority in Switzerland. In the United Kingdom, UBS AG is authorised by the Prudential Regulation Authority and is subject to regulation by the Financial Conduct Authority and limited regulation by the Prudential Regulation Authority. Details about the extent of regulation by the Prudential Regulation Authority are available from us on request. A member of the London Stock Exchange. This publication is distributed to retail clients of UBS Wealth Management. **Ukraine**: UBS is a premier global financial services firm offering wealth management services to individual, corporate and institutional investors. UBS is established in Switzerland and operates under Swiss law and in over 50 countries and from all major financial centers. UBS is not registered and licensed as a bank/financial institution under Ukrainian legislation and does not provide banking and other financial services in Ukraine. UBS has not made, and will not make, any offer of the mentioned products to the public in Ukraine. No action has been taken to authorize an offer of the mentioned products to the public in Ukraine and the distribution of this document shall not constitute financial services for the purposes of the Law of Ukraine "On Financial Services and Financial Companies" dated 14 December 2021. Any offer of the mentioned products shall not constitute an investment advice, public offer, circulation, transfer, safekeeping, holding or custody of securities in the territory of Ukraine. Accordingly, nothing in this document or any other document, information or communication related to the mentioned products shall be interpreted as containing an offer, a public offer or invitation to offer or to a public offer, or solicitation of securities in the territory of Ukraine or investment advice under Ukrainian law. Electronic communication must not be considered as an offer to enter into an electronic agreement or other electronic instrument within the meaning of the Law of Ukraine "On Electronic Commerce" dated 3 September 2015. This document is strictly for private use by its holder and may not be passed on to third parties or otherwise publicly distributed. **USA**: Distributed to US persons only by UBS Financial Services Inc. or UBS Securities LLC, subsidiaries of UBS AG. UBS Switzerland AG, UBS Europe SE, UBS Bank, S.A., UBS BB Corretora de Câmbio, Títulos e Valores Mobiliários S.A., UBS Asesores México, S.A. de C.V., UBS SuMi TRUST Wealth Management Co., Ltd., UBS Wealth Management Israel Ltd. and UBS Menkul Degerler AS are affiliates of UBS AG. **UBS Financial Services Inc. accepts responsibility for the content of a report prepared by a non-US affiliate when it distributes reports to US persons. All transactions by a US person in the securities mentioned in this report should be effected through a US-registered broker dealer affiliated with UBS, and not through a non-US affiliate. The contents of this report have not been and will not be approved by any securities or investment authority in the United States or elsewhere. UBS Financial Services Inc. is not acting as a municipal advisor to any municipal entity or obligated person within the meaning of Section 15B of the Securities Exchange Act (the "Municipal Advisor Rule") and the opinions or views contained herein are not intended to be, and do not constitute, advice within the meaning of the Municipal Advisor Rule.** For information on the ways in which UBS Securities LLC manages conflicts and maintains independence of its UBS Global Research product; historical performance information; certain additional disclosures concerning UBS Global Research recommendations; and terms and conditions for certain third party data used in research report, please visit https://www.ubs.com/disclosures.

© UBS 2026. The key symbol and UBS are among the registered and unregistered trademarks of UBS. All rights reserved.

Credit Suisse Wealth Management Disclaimer

This disclaimer must be read in conjunction with "Risk information" and "Important Information About Sustainable Investing Strategies" sections of the Global Wealth Management Disclaimer above. You receive this document in your capacity as a client of Credit Suisse Wealth Management. Your personal data will be processed in accordance with the Credit Suisse privacy statement accessible at your domicile through the official Credit Suisse website https://www.credit-suisse.com. In order to provide you with marketing materials concerning our products and services, UBS Group AG and its subsidiaries may process your basic personal data (i.e. contact details such as name, e-mail address) until you notify us that you no longer wish to receive them. You can optout from receiving these materials at any time by informing your Relationship Manager.

Except as otherwise specified herein and/or depending on the local Credit Suisse entity from which you are receiving this report, this report is distributed by UBS Switzerland AG, authorised and regulated by the Swiss Financial Market Supervisory Authority (FINMA). **Saudi Arabia:** This document is being distributed by Credit Suisse Saudi Arabia l Part of UBS Group (CR Number 1010228645, NUN Number 7001515373), duly licensed and regulated by the Saudi Arabian Capital Market Authority pursuant to License Number 08104-37 dated 23/03/1429H corresponding to 21/03/2008AD. Credit Suisse Saudi Arabia's principal place of business is at King Khaled Road, Laysen Valley, Building number 6, 12329-2376, Riyadh, Saudi Arabia. Website: https://www.credit-suisse.com/sa/en/cssa.html.

© UBS 2026. The key symbol and UBS are among the registered and unregistered trademarks of UBS. All rights reserved.